



AKWA IBOM STATE GOVERNMENT

REPORT

OF THE

AUDITOR-GENERAL

**ON THE ACCOUNTS OF
AKWA IBOM STATE OF NIGERIA**

**FOR THE YEAR ENDED
31ST DECEMBER, 2018**

TABLE OF CONTENTS

CONTENT	PAGE
 PART I	
Introduction	3
Scope of Audit	3
Submission of Annual Accounts	3 - 4
Book-keeping	4
Budgetary Compliance	4
Approved Budget	4
Sources of Funds for 2018 Budget Implementation	4 - 5
Authority for Implementation of 2018 Budget	5
Actual Implementation of 2018 Budget	5
Loss of Cash and Stores	5
 PART II	
HIGHLIGHTS OF FINANCIAL PERFORMANCE	
1. REVENUE	
Analysis of Cash Flow Statement/Financial Highlights ..	6 - 7
Recurrent Revenue	7
Comparison with Previous Year's Revenue	7 - 8
Capital Revenue	8
Comparative Analysis of Revenue for the past 5 Years ..	9
Federal Revenue Performance	9
2. EXPENDITURE	
Recurrent Expenditure	10
Capital Expenditure	11
 PART III	
FINANCIAL POSITION	
1. ASSETS	
Cash and Bank Balances	12
Imprest and Advances	12 - 13
Investments	14
2. LIABILITIES	
Sundry Deposits	14
Internal Loans/FGN Bonds	15
External Loans	15

PART IV

GENERAL

Staff Matters	37
Office Accommodation	37 - 38
Appreciation	39

ANNEXURES

1. Auditor-General's Certificate	40
2. Responsibility for Financial Statements	41
3. Statement of Accounting Policies	42
4. Ten Years Financial Summary	43 - 44
5. Cash Flow Statement	45 - 47
6. Statement of Assets and Liabilities	48
7. Statement of Consolidated Revenue Fund	49 - 50
8. Statement of Capital Development Fund	51
9. Notes to the Financial Statements.	52 - 97

PART I

1. INTRODUCTION

The Accounts of the Government of Akwa Ibom State of Nigeria for the year ended 31st December, 2018, have been examined in accordance with Section 125 (2) of the Constitution of the Federal Republic of Nigeria 1999 as amended, the Akwa Ibom State Audit Law, 1997 as well as the Public Sector Auditing Standards.

Individual Audit Inspection Reports, which form part of this report, having been certified by me, were formally communicated to key officers of the various Ministries, Departments and Agencies (MDAs) for their comments and necessary action.

2. SCOPE OF AUDIT

The audit covered the following phases:

- i. Inspection of the records and accounts of Ministries, Departments and Agencies (MDAs) of government;
- ii. Examination of Original Payment Vouchers at the Treasury Headquarters;
- iii. Monitoring of State Government contracts; and
- iv. Audit of the Financial Statements prepared by the Accountant-General.

Set out below in Parts (II) and (III) are my comments on the Audit of Financial Statements. Unresolved issues and queries arising from the inspection of the records and accounts of MDAs and statutory corporations as well as examination of Original Payment Vouchers at the Treasury Headquarters are summarized in Part (IV) of this report.

3. SUBMISSION OF ANNUAL ACCOUNTS

The annual accounts with the under-listed components were fully submitted to me by the Accountant-General on 9th August, 2019 via letter No. AKS/AG/CC/AUDIT/04/F.2/VOL.3/148.

- i. Cash Flow Statement for the year ended 31st December, 2018.
- ii. Statement of Assets and Liabilities for the year ended 31st December, 2018.
- iii. Statement of Consolidated Revenue Fund for the year ended 31st December, 2018.
- iv. Statement of Capital Development Fund for the year ended 31st December, 2018.
- v. Notes to the Accounts.

The Statements which comply with International Public Sector Accounting Standards satisfy the requirement of Section 4(2) of Akwa Ibom State Audit Law 1997. They are together reproduced as annexures to this report.

4. BOOK KEEPING

The Standard of book keeping was generally satisfactory. There were, however, instances:

- Where payment vouchers for purchase of stores were not supported with stores receipt vouchers.
- Where payment vouchers were not backed-up with all relevant supporting documents for independent checking in line with Akwa Ibom State Financial Regulations No. 603(i).
- Where honour certificates were used to retire expenditure other than petty disbursements in line with Financial Regulations No. 615.

5. BUDGETARY COMPLIANCE

Recurrent and capital expenditures for the 2018 financial year were within the estimates.

6. APPROVED BUDGET FOR 2018

The 2018 appropriation law passed by the State House of Assembly and assented to by the Governor was ₦646,649,512,690.00 as follows:

	₦
Recurrent Expenditure	215,508,276,270.00
Capital Expenditure	<u>431,141,236,420.00</u>
	<u>₦646,649,512,690.00</u>

There was an increase of ₦160,857,027,110.00 or 33.1% over 2017 approved budget of ₦485,792,485,580.00.

7. SOURCES OF FUNDS FOR 2018 BUDGET IMPLEMENTATION.

		₦
Balance from 2017	-	10,000,000,000.00
Internally Generated Revenue	-	38,000,000,000.00

Allocation from FAAC	-	225,800,000,000.00
Value Added Tax	-	12,000,000,000.00
Aids and Grants	-	120,000,000,000.00
Ecological Funds	-	26,500,000,000.00
Reimbursements on Federal Roads	-	65,000,000,000.00
Privatization of State Owned Enterprises/Income	-	1,000,000,000.00
Budget Support Facility (BSF)	-	13,200,000,000.00
Refund of Excess Paris Club Loan Deductions	-	35,000,000,000.00
Internal Loans	-	<u>100,149,512,690.00</u>
		<u>₦646,649,512,690.00</u>

8. AUTHORITY FOR IMPLEMENTATION OF 2018 BUDGET

The 2018 Budget was duly authorized by the Honourable Commissioner for Finance for implementation through the under-listed warrants:

		₦
i. Annual General Warrant AKS/AGW/2/2018	-	82,138,416,740.00
ii. Development Fund General Warrant AKS/DFGW/3/2018	-	431,141,236,420.00
iii. Statutory Expenditure Warrant AKS/SW/4/2018	-	120,858,639,530.00
iv. Reserved Expenditure Warrant AKS/REW/5/2018	-	<u>12,511,220,000.00</u>
		<u>₦646,649,512,690.00</u>

9. ACTUAL IMPLEMENTATION OF 2018 BUDGET

Total actual expenditure for 2018 amounted to ₦298,750,286,658.92 as follows:

		₦
Total Actual Recurrent Expenditure	-	130,579,922,644.72
Total Actual Capital Expenditure	-	<u>168,170,364,014.20</u>
		<u>₦298,750,286,658.92</u>

This translated into 46.2% level of implementation of the budget of ₦646,649,512,690.00.

10. LOSS OF CASH AND STORES

No loss of cash or stores was reported to me during the year under review.

PART II

HIGHLIGHTS OF FINANCIAL PERFORMANCE

REVENUE

11. ANALYSIS OF CASH FLOW STATEMENT/FINANCIAL HIGHLIGHTS

This statement shows the various sources of cash inflows and outflows during the accounting period. Cash flows which are basically under three activities are summarized as follows:

— **Cash flow from operating activities**

These are the day-to-day government activities which are neither investing nor financing. In 2018, the sum of ₦281,464,546,572.35 was the total inflow from Operating Activities which had a total outflow of ₦98,940,624,217.74 leaving a net cash inflow of ₦182,523,922,354.61.

— **Cash flow from Investing Activities**

These Activities involve the acquisition and disposal of Non-Current/Long Term Assets and other investments. In 2018, there was no cash inflow from Investing Activities. However, this activity showed that acquisition/construction of Assets amounted to ₦168,170,364,014.20 resulting in a net cash outflow of (₦168,170,364,014.20).

— **Cash Flow from Financing Activities**

These activities result in changes in the composition and size of capital contributions and borrowings. Total cash inflows from financing activities in 2018 amounted to ₦15,664,842,801.93 which came from Internal Loans and Aids/Grants. Outflow from Financing Activities comprising of Loan Repayments/Debt Servicing amounted to ₦31,639,298,426.98. This resulted in a net cash outflow from financing activities amounting to (₦15,974,455,625.05).

Cash flows from Operating, Investing and Financing Activities resulted in a net cash out flows from all activities amounting to (₦1,620,897,284.64) and highlighted in the table below:

FINANCIAL HIGHLIGHTS BASED ON CASH FLOWS

IN-FLOWS	₦	₦
Statutory Revenue Allocation	205,532,817,107.52	
Value Added Tax (VAT)	12,262,026,589.84	
Internally Generated Revenue	28,213,636,273.00	
Refunds of Excess Paris Club Loan	30,029,530,929.93	
Deductions		
Other Income (Refunds)	5,426,535,672.06	
Aids and Grants	9,012,842,801.93	
Internal Loans	<u>6,652,000,000.00</u>	297,129,389,374.28
Less: OUT-FLOWS		
Personnel Cost	43,827,604,631.00	
Overhead Cost	13,703,592,010.00	
Consolidated Revenue Fund Charges	65,129,506,003.72	
Recurrent Grants and Subventions	7,919,220,000.00	
Capital Expenditure	<u>168,170,364,014.20</u>	<u>298,750,286,658.92</u>
Net Cash Flow		<u>(1,620,897,284.64)</u>

12. RECURRENT REVENUE

Total budgeted revenue for 2018 was ₦275,800,000,000.00. This was made-up of Internally Generated Revenue (IGR) of ₦38,000,000,000.00 and Statutory Revenue from the Federation Account amounting to ₦237,800,000,000.00. However, total actual recurrent revenue amounted to ₦246,008,479,970.36 for the year which translated into 89.2% achievement.

Actual IGR of ₦28,213,636,273.00 was lower than the budgeted of ₦38,000,000,000.00 by ₦9,786,363,727.00 or 25.8%. Details of Recurrent Revenue are as shown in *Notes 1, 2, 3 and 11* to the Financial Statement.

13. COMPARISON OF RECURRENT REVENUE WITH PREVIOUS YEAR'S

The total Actual Recurrent Revenue of ₦246,008,479,970.36 in 2018 recorded an increase of ₦53,922,820,893.62 or 28.07% from 2017 figure of ₦192,085,659,076.74 as follows:

	2018	2017	DEVIATION
	₦	₦	%
IGR	28,213,636,273.00	19,513,860,604.75	44.58
FAAC Revenue	217,794,843,697.36	172,571,798,471.99	26.21
	₦246,008,479,970.36	₦192,085,659,076.74	28.07

Although IGR in 2018 has increased by 44.58%, as compared with that of 2017, it is far below the budgeted amount, as detailed in 12 above. More efficient machineries should be put in-place to boost the IGR, thereby enhancing future government revenue base.

14. CAPITAL REVENUE FOR 2018

The budgeted Capital Revenue in 2018 amounted to ₦431,141,236,420.00. Only the sum of ₦193,660,719,559.46 representing 45% was actually realized, as summarized in **Table I** below:

TABLE I

CAPITAL REVENUE IN 2018

	BUDGETED REVENUE	ACTUAL REVENUE	VARIANCE
	₦	₦	₦
Opening Balance from previous year	10,000,000,000.00	27,111,252,829.90	17,111,252,829.90
Transfer from Consolidated Revenue Fund	60,291,723,730.00	115,428,557,325.64	55,136,833,595.64
Aid and Grants	120,000,000,000.00	9,012,842,801.93	(110,987,157,198.07)
Ecological Fund	26,500,000,000.00	-	(26,500,000,000.00)
Reimbursement on Federal Roads	65,000,000,000.00	-	(65,000,000,000.00)
Privatization of State owned Enterprises/Income	1,000,000,000.00	-	(1,000,000,000.00)
Budget Support Facility	13,200,000,000.00	-	(13,200,000,000.00)
Refund of Excess Paris Club Loan Deductions	35,000,000,000.00	30,029,530,929.93	(4,970,469,070.07)
Internal Loans	100,149,512,690.00	6,652,000,000.00	(93,497,512,690.00)
Other Income (Refunds)	-	5,426,535,672.06	5,426,535,672.06
Total Capital Revenue	<u>431,141,236,420.00</u>	<u>193,660,719,559.46</u>	<u>237,480,516,860.54</u>

Capital Revenue increased from ₦144,201,231,808.48 in 2017 to ₦193,660,719,559.46 in 2018; an increase of ₦49,459,487,750.98 or 34%.

15. COMPARATIVE ANALYSIS OF REVENUE OF THE STATE FOR THE PAST FIVE YEARS: (2014 – 2018)

A comparative analysis of revenue of the State for the past five years showed that the Internally Generated Revenue in 2015 increased slightly by ₦14,601,700.69 to ₦18,730,338,859.70 from that of 2014. However, there was a sharp decrease in 2016 by ₦2,439,385,764.70 or 13%. In 2017 IGR of ₦19,513,860,604.75 increased by 19% or ₦3,222,907,509.75 from that of 2016. Also a sharp increase by 45% or ₦8,669,775,668.25 was observed in 2018 as compared to 2017 financial year. In general, it was observed that Independent Revenue Sources in 2018 were improved upon by sensitizing tax payers and other citizens of the State. However, informal sectors in the State should be systematically brought into the tax net to enhance future revenue.

Statutory Allocation from Federation Account was highest in 2014 with the sum of ₦261,498,039,765.40. There was a drastic reduction by ₦96,282,837,582.16 or 37% in 2015. A further decrease by ₦33,613,222,601.44 or 20% was observed in 2016, although it increased in 2017 by ₦30,313,848,371.41 or 23%. In 2018 there was a sharp increase in Statutory Allocation from ₦161,915,827,953.21 to ₦205,532,817,107.52 which was as a result of increase in oil price. In 2015 Value Added Tax decreased by ₦31,963,410.83 from ₦8,918,024,187.67 in 2014. It further decreased by ₦1,183,823.45 in 2016. However, in 2017 and 2018 financial years there were increases by ₦1,771,093,565.39 and ₦1,606,056,071.06 respectively.

16. FEDERAL REVENUE PERFORMANCE

Federal Revenue Performance in relation to 2018 is shown below:

DESCRIPTION OF REVENUE	BUDGETED REVENUE (2018)	ACTUAL REVENUE (2018)	PERCENTAGE OF PERFORMANCE
	₦	₦	%
Statutory Allocation	225,800,000,000.00	205,532,817,107.52	91.02
Value Added Tax	12,000,000,000.00	12,262,026,589.84	102.18

From the tabulation above, the Statutory Revenue Allocation in 2018 performed 91.02% from a budget sum of ₦225,800,000,000.00 to an actual of ₦205,532,817,107.52. VAT performance was 102.18% from budget sum of ₦12,000,000,000.00 to an actual of ₦12,262,026,589.84. The Actual Federal Revenue Performance was very good compared to budget. However, the State

Government should still put adequate machineries in place to unlock untapped sources of independent revenue to boost its economy.

EXPENDITURE

17. RECURRENT EXPENDITURE

The estimated recurrent expenditure for 2018 was the sum of ₦215,508,276,270.00. Actual recurrent expenditure for the year was ₦130,579,922,644.72 which is 61% of the budget. The sum of ₦115,428,557,325.64 was transferred from the Consolidated Revenue Fund to Capital Development Fund during the year under review.

The summary of Recurrent Expenditure for the year is given in *Table II*.

TABLE II

RECURRENT EXPENDITURE IN 2018

DESCRIPTION	BUDGETED EXPENDITURE	ACTUAL EXPENDITURE	VARIANCE
	₦	₦	₦
Personnel Cost	58,629,069,540.00	43,827,604,631.00	14,801,464,909.00
Overhead Cost	28,447,310,000.00	13,703,592,010.00	14,743,717,990.00
Consolidated Revenue Fund Charges	116,750,000,000.00	65,129,506,003.72	51,620,493,996.28
Recurrent Grants and Subventions	<u>11,681,896,730.00</u>	<u>7,919,220,000.00</u>	<u>3,762,676,730.00</u>
Total Recurrent Expenditure	<u>215,508,276,270.00</u>	<u>130,579,922,644.72</u>	<u>84,928,353,625.28</u>

Recurrent Expenditure details are shown in *Notes 7, 8, 9* and *17* to Financial Statements.

Recurrent Expenditure in 2018 increased by ₦17,695,829,779.65 or 15.7 % in comparison with recurrent expenditure in 2017 amounting to ₦112,884,092,865.07.

18. CAPITAL EXPENDITURE

Of the estimated capital expenditure of ₦431,141,236,420.00 for 2018, ₦168,170,364,014.20 or 39% was actually expended as detailed in *Note 15* to the accounts and summarized in *Table III* below:

TABLE III

CAPITAL EXPENDITURE IN 2018

DESCRIPTION	ESTIMATED EXPENDITURE	ACTUAL EXPENDITURE	VARIANCE
	₦	₦	₦
Administrative Sector	45,595,853,000.00	33,184,271,802.00	12,411,581,198.00
Economic Sector	331,639,962,420.00	113,519,157,655.27	218,120,804,764.73
Law and Justice Sector	6,472,500,000.00	1,496,288,350.00	4,976,211,650.00
Regional Sector	1,529,500,000.00	375,055,439.00	1,154,444,561.00
Social Sector	36,731,921,000.00	10,582,747,966.00	26,149,173,034.00
Funded from Aids and Grant	<u>9,171,500,000.00</u>	<u>9,012,842,801.93</u>	<u>158,657,198.07</u>
Total Capital Expenditure	<u>431,141,236,420.00</u>	<u>168,170,364,014.20</u>	<u>262,970,872,405.80</u>

Capital Expenditure in 2018 increased by ₦51,080,385,035.62 or 43.6 % from ₦117,089,978,978.58 in 2017.

PART III

FINANCIAL POSITION

ASSETS

19. CASH AND BANK BALANCES

Cash and bank balances totaled ₦15,558,416,443.84 as at 31st December, 2018 as detailed in *Note 16* to the financial statements.

20. IMPREST AND ADVANCES

A total of ₦38,071,135,606.20 represents:

	₦
Unretired Special Imprests	37,227,431,095.49
Personal Advances	148,098,224.49
Motor Vehicle Advances	559,606,286.22
Staff Housing Schemes Loans	<u>136,000,000.00</u>
	<u>₦38,071,135,606.00</u>

Unretired Special Imprest, as detailed in *Table IV* below, was 63% higher than that of 2017 figure of ₦23,510,104,864.23. More effective financial and administrative rules should be employed and enforced by the Accountant-General to ensure that Ministries, Departments and Agencies (MDAs) of Government retire their expenses on regular basis.

TABLE IV**SUMMARY OF 2018 UNRETIRED SPECIAL IMPREST OF MDAs**

S/N	MDAs	AMOUNT ₦
1.	LIAISON OFFICE, ABUJA	122,300,000.00
2.	MINISTRY OF FINANCE	111,000,000.00
3.	SECRETARY TO THE STATE GOVERNMENT	9,521,416,755.00
4.	OFFICE OF THE HEAD OF CIVIL SERVICE	50,000,000.00
5.	MINISTRY OF WORKS	8,570,655,355.00
6.	MINISTRY OF INFORMATION	2,771,280,000.00
7.	MINISTRY OF SPECIAL DUTIES	2,704,789,094.38
8.	MINISTRY OF AGRICULTURE AND MINERAL RESOURCES	270,000,000.00
9.	MINISTRY OF SCIENCE AND TECHNOLOGY	70,215,000.00
10.	MINISTRY OF YOUTH AND SPORTS	1,710,310,000.00
11.	MINISTRY OF HEALTH	2,095,325,000.00
12.	MINISTRY OF LANDS AND TOWNS PLANNING	270,000,000.00
13.	MINISTRY OF EDUCATION	497,500,000.00
14.	LIAISON OFFICE, LAGOS	42,550,000.00
15.	INTER-MINISTERIAL DIRECT LABOUR COMMITTEE	2,845,800,000.00
16.	BUREAU OF TECHNICAL MATTERS	726,000,000.00
17.	STSB	77,500,000.00
18.	HOSPITALS MANAGEMENT BOARD	219,100,000.00
19.	EARCOM	75,000,000.00
20.	AKROIMA	50,000,000.00
21.	JUDICIARY HEADQUARTERS	26,000,000.00
22.	UCCDA	643,000,000.00
23.	MLG & CHA	1,042,500,000.00
24.	PLAB	278,050,000.00
25.	INTERNAL REVENUE SERVICE	1,098,100,036.11
26.	MINISTRY OF JUSTICE	351,039,855.00
27.	MICI	61,000,000.00
28.	OSSAG-P	927,000,000.00
	TOTAL	<u>37,227,431,095.49</u>

21. INVESTMENTS

As detailed in *Note 14* to the Financial Statements, Akwa Ibom State Government's Investments in 57 (Nos.) Companies are as summarized below:

	₦
(i) Investments Managed by Ministry of Finance Incorporated: 41 (Nos.) Companies	2,785,234,589.28
(ii) Investments Managed by Akwa Ibom Investment Corporation 16 (Nos.) Companies	<u>7,246,218,786.56</u>
	<u>₦10,031,453,375.84</u>

LIABILITIES

22. SUNDRY DEPOSITS

A total of ₦103,811,731,692.09 comprised the following accounts:

	₦
Station Deposits	- 93,819,321,282.97
Value Added Tax	- 5,178,971,285.00
Withholding Tax	- 4,278,900,310.30
Staff Housing Scheme Contribution	- 63,558,121.04
National Housing Fund	- 332,393,964.47
Union Dues and Co-operative Societies	- <u>138,586,728.31</u>

₦103,811,731,692.09

There was a 16.9% increase from Sundry Deposits of ₦88,767,010,353.83 in 2017 due to increases in Station Deposits, Value Added Tax/Withholding Tax, Staff Housing Schemes and Liabilities arising from Union Dues and Co-operative Societies in 2018.

23. INTERNAL LOANS/FGN BONDS

The published figure of ₦93,303,289,098.72 has the following details:

	₦	₦
Balance on 1st January 2018.		104,480,029,362.45
Add: New Loans		
Zenith Bank Plc - CACS ₦2B	2,000,000,000.00	
Skye - NEW MAP, NUTRITION AND CSDP - ₦350M	350,000,000.00	
UBA - SADOGI - ₦IB	1,000,000,000.00	
Zenith Bank Plc - RAMP - ₦832M	832,000,000.00	
Skye Bank Plc - NEW MAP - ₦350M	350,000,000.00	
Zenith Bank Plc - EU - NDSP - ₦220M	220,000,000.00	
Zenith Bank Plc - AADS - ₦1.5B	1,500,000,000.00	
Zenith Bank Plc - UBE LOAN - ₦400M	<u>400,000,000.00</u>	<u>6,652,000,000.00</u>
Total Internal Loans		111,132,029,362.45
Less:		
Loan Repayments to Banks	16,879,826,802.67	
FGN Bond Repayment	<u>948,913,461.06</u>	<u>17,828,740,263.73</u>
Balance c/f		<u>93,303,289,098.72</u>

24. EXTERNAL LOANS

As detailed in *Note 6* to the Financial Statements, the external loans amounted to ₦14,016,897,671.98 as at 31st December 2018 based on data furnished by the Debt Management Office, Abuja. There was a decrease of external loans in 2018 by ₦1,443,286,354.37 as compared to ₦15,460,184,026.26 in 2017.

PART IV

GENERAL

113. STAFF MATTERS

The office ended the year 2018 with a staff strength of 197 broken down as follows:

Senior Staff - 148

Junior Staff - 49

Total - 197

The management during the year under review was able to maintain a well-motivated workforce. There were minimal staff training. Some deserving senior and junior officers were promoted and others recommended for promotion. During the year, 2 members of staff retired from service.

It is recommended that staff training on emerging issues like Forensic Auditing, Information Technology/Networking and International Public Sector Accounting Standards should be accorded adequate priority during the next financial year to enhance the auditing of Public Sector Accounts.

114. OFFICE ACCOMMODATION

The Office of the State Auditor-General is situated in ten locations within the State.

THE HEAD OFFICE:

It is a rented building located at No. 20 Okon Essien Street, Uyo. It is headed by the State Auditor-General and has seven heads of departments. The office space is inadequate as it cannot accommodate all the staff. This impacts negatively on productivity, staff morale and motivation. The government is therefore called upon to remedy this situation to enhance productivity in the workplace.

There are nine zonal offices as detailed below:

i. Eket Zonal Office:

Its operational office is located in Eket and it takes charge of Eket, Esit Eket, Ibeno and Onna Local Government Areas.

- ii. Oron Zonal Office:**
Its operational office is in Oron and it takes charge of Oron, Okobo, Udung Uko, Mbo and Urue Offong Oruko Local Government Areas.
- iii. Ikot Abasi Zonal Office:**
Its operational office is in Ikot Abasi and it takes charge of Ikot Abasi, Mkpat Enin and Eastern Obolo Local Government Areas.
- iv. Abak Zonal Office:**
This has its operational office in Abak and covers Abak and Oruk Anam Local Government Areas.
- v. Etinan Zonal Office:**
Its operational office is in Etinan and covers Etinan, Nsit Ibom and Nsit Ubium Local Government Areas.
- vi. Itu Zonal Office:**
It has its operational office in Itu and covers Itu, Uruan and Ibiono Ibom Local Government Areas.
- vii. Ikono Zonal Office:**
It has its operational office in Ikono and covers Ikono and Ini Local Government Areas.
- viii. Ikot Ekpene Zonal Office:**
This has its operational office in Ikot Ekpene. It covers Ikot Ekpene, Obot Akara and Essien Udim Local Government Areas.
- ix. Ukanafun Zonal Office:**
This has its operational office in Ukanafun and covers Ukanafun, Etim Ekpo and Ika Local Government Areas.

These Zonal Offices oversee the audit of accounts of Area Offices of the MDAs within the State. All these zonal offices lack adequate office furnishing to boost work morale. I hereby request the State Government to provide these offices with adequate working environment/facilities to enhance effective service delivery.

115. APPRECIATION

I express my thanks to the Executive Governor of Akwa Ibom State, His Excellency, Deacon Udom Gabriel Emmanuel, for his interest in transparency and accountability throughout the period of his administration and his support and assistance given to my office during the year.

I sincerely appreciate the Management and staff of my office for their commitment and steadfastness to work which have made us achieve our set target in 2018.

I am also grateful to all the accounting officers of the various Ministries, Departments and Agencies for their co-operation and assistance which enabled me succeed in my statutory duties.

I thank the Accountant-General for giving me necessary co-operation by submitting financial records for my audit. I also thank the State House of Assembly through the Public Accounts Committee for partnering with my office to discharge our constitutional duties.



M. D. Akpan
State Auditor-General

ANNEXURE 1

AUDITOR-GENERAL'S CERTIFICATE

The Accountant-General is responsible for the preparation of the Financial Statements of the State Government for each financial year in compliance with the provisions of the Constitution of the Federal Republic of Nigeria 1999 and the Finance (Control and Management) Act of 1958 as amended.

In preparing the accounts, the Accountant-General is expected to select suitable accounting policies and apply them consistently. The accounts should be prepared on a going concern basis. The Accountant-General is also responsible for ensuring that proper books of accounts are kept and that internal control procedures are maintained in order to safeguard the assets, detect and prevent fraud and other irregularities.

It is my responsibility as the Auditor-General to form and express an independent opinion, based on my audit of the financial statements prepared by the Accountant-General.

BASIS OF OPINION

I conducted my audit in compliance with the relevant laws of the Federal Republic of Nigeria and in accordance with Public Sector Auditing Standards. These standards require that I plan and perform the audit to obtain reasonable assurance that the Financial Statements are free from material misstatements. An audit includes examination, on a test basis, of evidence supporting the amounts and disclosures in the Financial Statements. It also includes an assessment of the Accounting Principles used and significant judgments made by the Accountant-General in the preparation of the accounts and an evaluation of the overall adequacy of the presentation of information in the Financial Statements. I planned and performed such audit procedures in order to obtain all the information and explanations, which I considered necessary for the purpose of my audit. I examined the records kept at the Treasury Headquarters, all Sub-Treasuries, Ministries and relevant Agencies of Government. The audit provided me with a reasonable basis for an independent opinion.

OPINION

In my opinion, the Financial Statements, which are in agreement with the books and returns, give a true and fair view of the financial position of the Government of Akwa Ibom State for the year ended 31st December 2018 (subject to the observations contained in my report for the period).



MONDAY DANIEL AKPAN

Auditor-General

Akwa Ibom State

FRC/2014/ICAN/00000009577

ANNEXURE 2

RESPONSIBILITY FOR FINANCIAL STATEMENTS

The Financial Statements presented are prepared in accordance with the provisions of the 1999 Constitution of the Federal Republic of Nigeria, the Finance (Control and Management) Act of 1958 as amended and the Revised Financial Regulations.

The receipts and payments stated therein are in consonance with the warrants issued for the accounting period under review. The Financial Statements comply with the requirements of International Public Sector Accounting Standards (IPSAS) and reflect the financial position of Akwa Ibom State Government as at 31st December, 2018.



Pst. Uwem S. Andrew-Essien, FCA, ACTI
Accountant-General
Akwa Ibom State
FRC/2017/ICAN/00000016444

ANNEXURE 3

STATEMENT OF ACCOUNTING POLICIES

The following represent statements of significant Accounting Policies adopted in the preparation of 2018 Financial Statements of Akwa Ibom State Government.

- (i) **Basis of Accounting:** The Accounts and Financial Statements are prepared based on the principle of Cash Basis in compliance with the requirements of International Public Sector Accounting Standards (IPSAS).
- (ii) **Investments:** Shares and other investments are held under the Ministry of Finance Incorporated (MOFI) and Akwa Ibom Investment Corporation and stated at market values, and are under the supervision of the Honourable Commissioner for Finance, Akwa Ibom State.
- (iii) **Capital Costs:** The costs incurred in respect of capital expenditure are recognized in the year of occurrence only.
- (iv) **Assets:** The assets as stated in the accounts do not include material assets such as Roads, Airport, Buildings, Plants and Machinery and so on. This is so because under Cash Basis of accounting, assets are regarded as written off in the year of acquisition, irrespective of the useful life of the assets.
- (v) **Liabilities:** Some liabilities of the State Government to its numerous Suppliers, Contractors and Pensioners in 2018 financial year are recorded in the Treasury Station Deposit Account.
- (vi) **Foreign Currency:** Transactions in foreign currencies are translated at the exchange rate of ₦307.00 to the US Dollar as at 31st December, 2018.
- (vii) **Format of Account:** The format used in the presentation of these Financial Statements is in line with the recommendations of International Federation of Accountants Committee (IFAC).
- (viii) **Transfer to Capital Development Fund:** In the accounting year ended 31st December 2018, the sum of ₦115,428,557,325.64 was transferred from Consolidated Revenue Fund to Capital Development Fund.
- (ix) **Pension Fund:** The Settlement of retirement benefits to retired workers in Akwa Ibom State Civil Service was sponsored 100% by the State Government in 2018

TEN YEARS FINANCIAL SUMMARY, 2009 – 2018

S/N	DESCRIPTION	2009	2010	2011	2012	2013
		₦	₦	₦	₦	₦
A	OPENING BALANCE	48,646,701,784.48	29,873,478,820.32	24,275,055,184.94	33,892,111,363.47	21,228,893,983.06
1	Internally Generated Revenue	12,113,438,230.16	12,085,763,638.26	16,554,319,166.17	17,059,385,909.17	18,005,802,296.31
2	Statutory Allocation	181,177,600,154.18	222,688,474,940.24	261,964,712,918.10	279,963,863,759.95	316,759,018,790.35
3	Value Added Tax (VAT)	5,777,493,877.00	7,653,394,855.60	8,484,381,085.13	9,133,432,069.32	10,138,052,005.82
4	Reimbursements		696,588.81		0.00	0.00
5	External & Internal Loan	5,360,000,000.00	4,000,000,000.00	17,176,748,945.24	51,027,116,224.56	78,467,940,567.90
6	Ecological Funds				250,000,000.00	5,000,000,000.00
7	Budget Support Facility (BSF)					0.00
8	Refunds of Excess Paris Club Loan Deductions					0.00
9	Other Income (Including Aids & Grants)					
	Total	253,075,234,045.82	276,301,808,843.23	328,455,217,299.58	391,325,909,326.47	449,599,707,643.44
B	EXPENDITURE					
1	Personnel Cost	16,144,971,687.80	18,040,860,633.37	21,574,945,821.01	28,575,140,736.94	31,088,882,148.29
2	Overhead Cost	7,230,438,475.13	5,629,520,682.38	7,946,989,611.76	8,708,045,853.52	9,228,833,024.15
3	Consolidated Revenue Fund Charges	8,817,845,572.08	11,014,787,893.82	13,874,763,372.33	34,716,726,960.52	79,910,696,409.48
4	Recurrent Grants and Subventions	4,812,646,545.97	5,771,999,783.73	8,536,275,404.28	16,229,200,531.32	13,570,216,984.63
5	Capital Expenditure	186,195,852,944.52	211,569,584,664.99	242,630,131,726.73	281,867,901,261.11	264,631,713,891.07
	Total	223,201,755,225.50	252,026,753,658.29	294,563,105,936.11	370,097,015,343.41	398,430,342,457.62
C	CLOSING BALANCE (A - B)	29,873,478,820.32	24,275,055,184.94	33,892,111,363.47	21,228,893,983.06	51,169,365,185.82

TEN YEARS FINANCIAL SUMMARY, 2009 – 2018

S/N	DESCRIPTION	2014	2015	2016	2017	2018
		₦	₦	₦	₦	₦
A	OPENING BALANCE	51,169,365,185.82	30,572,460,554.29	7,651,250,195.07	7,813,020,167.04	17,179,313,728.48
1	Internally Generated Revenue	18,715,737,159.01	18,730,338,859.70	16,290,953,095.00	19,513,860,604.75	28,213,636,273.00
2	Statutory Allocation	261,498,039,765.40	165,215,202,183.24	131,601,979,581.80	161,915,827,953.21	205,532,817,107.52
3	Value Added Tax (VAT)	8,918,024,187.67	8,886,060,776.84	8,884,876,953.39	10,655,970,518.78	2,262,026,589.84
4	Reimbursements	0.00	0.00	0.00	0.00	
5	External & Internal Loan	11,000,000,000.00	12,983,094,591.60	33,468,783,784.00	220,000,000.00	6,652,000,000.00
6	Ecological Funds	2,000,000,000.00	2,000,000,000.00	0.00	0.00	0.00
7	Budget Support Facility (BSF)	0.00	0.00	0.00	8,955,000,000.00	0.00
8	Refunds of Excess Paris Club Loan Deductions	0.00	0.00	0.00	33,565,322,055.35	30,029,530,929.93
9	Other Income	23,366,070,414.32	5,100,000,000.00	0.00	0.00	5,426,535,672.06
10	Aids & Grants	0.00	0.00	0.00	4,514,384,273.00	9,012,842,801.93
	Total	376,667,236,712.22	243,487,156,965.67	197,897,843,609.26	247,153,385,572.13	314,308,703,102.76
B	EXPENDITURE					
1	Personnel Cost	40,755,430,081.33	35,442,734,704.00	33,055,299,386.00	35,108,393,926.00	41,374,035,463.00
2	Overhead Cost	17,172,409,239.50	15,990,718,401.00	9,226,990,027.00	17,187,538,286.00	13,703,592,010.00
3	Consolidated Revenue Fund Charges	83,535,918,194.42	61,719,629,835.34	46,046,086,264.54	51,824,040,653.07	67,583,075,171.72
4	Recurrent Grants and Subventions	10,058,781,757.70	8,267,600,486.00	10,194,118,798.48	8,764,120,000.00	7,919,220,000.00
5	Capital Expenditure	194,572,236,884.98	114,415,223,344.26	91,562,328,966.20	117,089,978,978.58	168,170,364,014.20
	Total	346,094,776,157.93	235,835,906,770.60	190,084,823,442.22	229,974,071,843.65	298,750,286,658.92
C	CLOSING BALANCE (A - B)	30,572,460,554.29	7,651,250,195.07	7,813,020,167.04	17,179,313,728.48	15,558,416,443.84


STATEMENT NO. 1

AKWA IBOM STATE GOVERNMENT OF NIGERIA

CASH FLOW STATEMENT FOR THE PERIOD ENDED 31ST DECEMBER, 2018

BUDGET 2018	DETAILS	NOTES	ACTUAL 2018	ACTUAL 2017
₦			₦	₦
	CASH FLOW FROM OPERATING ACTIVITIES			
	RECEIPTS			
225,800,000,000.00	Statutory Allocation	1	205,532,817,107.52	161,915,827,953.21
12,000,000,000.00	Value Added Tax (VAT)	2	12,262,026,589.84	10,655,970,518.78
237,800,000,000.00	Total Statutory Revenue		217,794,843,697.36	172,571,798,471.99
30,328,928,000.00	Personal Taxes	3	23,385,294,368.00	15,923,430,668.00
600,500,000.00	Licenses – General	3	10,536,225.00	14,619,425.00
2,500,000.00	Royalties	3	43,092.00	0.00
4,340,918,430.00	Fees	3	1,663,795,931.00	2,304,592,170.00
19,100,000.00	Fines	3	8,310,370.00	6,094,600.00
1,132,053,570.00	Sales – General	3	108,550,505.00	231,126,031.00
593,400,000.00	Earning – General	3	191,835,288.00	189,926,331.00
166,200,000.00	Rent on Government Building	3	7,517,696.00	4,432,304.00
463,300,000.00	Rent on Land and Others – General	3	386,757,993.00	524,830,691.00
11,500,000.00	Investment Income	3	2,448,000,000.00	200,000,000.00
338,600,000.00	Interest Earned	3	0.00	113,155,205.75
3,000,000.00	Retained Revenue from Parastatal and Boards	3	2,994,805.00	1,653,179.00
38,000,000,000.00	Total Independent Revenue		28,213,636,273.00	19,513,860,604.75

	Other Revenue of the State Government			
26,500,000,000.00	Ecological Fund		-	-
65,000,000,000.00	Reimbursement on Federal Roads		-	-
35,000,000,000.00	Refunds of Excess Paris Club Loan Deductions	1	30,029,530,929.93	33,565,322,055.35
-	Other Income (Refunds)		5,426,535,672.06	329,646,699.00
126,500,000,000.00	Total Other Receipts		35,456,066,601.99	33,894,968,754.35
402,300,000,000.00	TOTAL RECEIPTS		281,464,546,572.35	225,980,627,831.09
	LESS: PAYMENTS			
58,629,069,540.00	Personnel Cost (including Salaries on CRF Charges)	7	43,827,604,631.00	37,580,564,289.32
28,447,310,000.00	Overhead Cost	8	13,703,592,010.00	17,187,538,286.00
70,250,000,000.00	Consolidated Revenue Fund Charges (Others)	9	33,490,207,576.74	19,087,493,306.91
11,681,896,730.00	Recurrent Grants and Subventions	17	7,919,220,000.00	8,764,120,000.00
169,008,276,270.00	TOTAL PAYMENTS		98,940,624,217.74	82,619,715,882.23
233,291,723,730.00	NET CASH FLOW FROM OPERATING ACTIVITIES		182,523,922,354.61	143,360,911,948.86
	CASH FLOW FROM INVESTMENT ACTIVITIES			
1,000,000,000.00	Privatization of State Owned Enterprises (Income)			
1,000,000,000.00	Sub-Total Investment Income		-	-
45,595,853,000.00	Capital Expenditure: Administration Sector	15	33,184,271,802.00	31,101,954,710.00
331,639,962,420.00	Capital Expenditure: Economic Sector	15	113,519,157,655.27	73,408,021,798.58
6,472,500,000.00	Capital Expenditure: Law and Justice Sector	15	1,496,288,350.00	1,137,272,090.00
1,529,500,000.00	Capital Expenditure: Regional Sector	15	375,055,439.00	221,988,448.00
36,731,921,000.00	Capital Expenditure: Social Sector	15	10,582,747,966.00	7,036,004,358.00
9,171,500,000.00	Capital Expenditure Funded from Aids & Grant	15	9,012,842,801.93	4,184,737,574.00
431,141,236,420.00	Sub-Total Capital Expenditure		168,170,364,014.20	117,089,978,978.58
(430,141,236,420.00)	NET CASH FLOW FROM INVESTMENT ACTIVITIES		(168,170,364,014.20)	(117,089,978,978.58)
	CASH FLOW FROM FINANCING ACTIVITIES			
120,000,000,000.00	Proceeds from from Aids & Grant	4	9,012,842,801.93	4,184,737,574.00

-	Proceeds from External Loan		-	-
100,149,512,690.00	Proceeds from Internal Loan	5	6,652,000,000.00	220,000,000.00
13,200,000,000.00	Budget Support Facility			8,955,000,000.00
233,349,512,690.00	Sub-Total Financing Income		15,664,842,801.93	13,359,737,574.00
30,000,000,000.00	Loan Repayment (Internal Debt Servicing)	5	17,828,740,263.73	14,641,936,395.56
1,500,000,000.00	Loan Repayment (External Debt Servicing)	10	1,406,898,752.00	1,340,493,882.40
15,000,000,000.00	Internal Bank Loan (Interest)	9	12,403,659,411.25	14,281,946,704.88
46,500,000,000.00			31,639,298,426.98	30,264,376,982.84
186,849,512,690.00	NET CASH FLOW FROM FINANCING ACTIVITIES		(15,974,455,625.05)	(16,904,639,408.84)
(10,000,000,000.00)	NET CASH FLOW FROM ALL ACTIVITIES		(1,620,897,284.64)	9,366,293,561.44
10,000,000,000.00	Cash & Its Equivalent as at 1st January, 2018		17,179,313,728.48	7,813,020,167.04
-	Cash & Its Equivalent as at 31st December, 2018		15,558,416,443.84	17,179,313,728.48
	<i>The Accompanying Notes form part of these Statements</i>			
	Signature:  UWEM S. ANDREW-ESSIEN, FCA , ACTI FRC/2017/ICAN/00000016444 Accountant-General			

STATEMENT NO. 2**AKWA IBOM STATE GOVERNMENT OF NIGERIA****STATEMENT OF ASSETS & LIABILITIES AS AT 31ST DECEMBER, 2018**

	NOTES	31ST DECEMBER, 2018	31ST DECEMBER, 2017
		₦	₦
ASSETS:			
Cash and Bank Balances	16	15,558,416,443.84	17,179,313,728.48
Imprest & Advances	13	38,071,135,606.20	24,017,770,886.06
Investments	14	10,031,453,375.84	2,829,344,855.84
Intangible Assets		172,961,268,582.17	191,792,047,102.06
TOTAL ASSETS		236,622,274,008.05	235,818,476,572.44
LIABILITIES:			
Capital Development Fund	stmt 4	25,490,355,545.26	27,111,252,829.90
Sundry Deposits	12	103,811,731,692.09	88,767,010,353.83
FGN Bond	5	61,921,219,235.95	62,870,132,697.01
Budget Support Facility (BSF)	5	17,569,000,000.00	17,569,000,000.00
Internal Loan	5	13,813,069,862.77	24,040,896,665.44
External Loan	6	14,016,897,671.98	15,460,184,026.26
TOTAL LIABILITIES		236,622,274,008.05	235,818,476,572.44

The Accompanying Notes form part of these Statements

Signature:



UWEM S. ANDREW-ESSIEN, FCA, ACTI
FRC/2017/ICAN/00000016444

Accountant-General
AKWA IBOM STATE

STATEMENT NO. 3

AKWA IBOM STATE GOVERNMENT OF NIGERIA


STATEMENT OF CONSOLIDATED REVENUE FUND FOR THE PERIOD ENDED 31ST DECEMBER, 2018

ACTUAL 2017	DESCRIPTION	NOTES	BUDGET 2018	ACTUAL 2018	VARIANCE
₦			₦	₦	₦
	Opening Balance				
	Add: Revenue				
161,915,827,953.21	Statutory Allocation	1	225,800,000,000.00	205,532,817,107.52	(20,267,182,892.48)
10,655,970,518.78	Value Added Tax	2	12,000,000,000.00	12,262,026,589.84	262,026,589.84
172,571,798,471.99	Total Statutory Revenue		237,800,000,000.00	217,794,843,697.36	(20,005,156,302.64)
15,923,430,668.00	Personal Taxes	3	30,328,928,000.00	23,385,294,368.00	(6,943,633,632.00)
14,619,425.00	Licenses – General	3	600,500,000.00	10,536,225.00	(589,963,775.00)
0.00	Royalties	3	2,500,000.00	43,092.00	(2,456,908.00)
2,304,592,170.00	Fees	3	4,340,918,430.00	1,663,795,931.00	(2,677,122,499.00)
6,094,600.00	Fines	3	19,100,000.00	8,310,370.00	(10,789,630.00)
231,126,031.00	Sales – General	3	1,132,053,570.00	108,550,505.00	(1,023,503,065.00)
189,926,331.00	Earning – General	3	593,400,000.00	191,835,288.00	(401,564,712.00)
4,432,304.00	Rent on Government Building	3	166,200,000.00	7,517,696.00	(158,682,304.00)
524,830,691.00	Rent on Land and Others – General	3	463,300,000.00	386,757,993.00	(76,542,007.00)
200,000,000.00	Investment Income	3	11,500,000.00	2,448,000,000.00	2,436,500,000.00
113,155,205.75	Interest Earned	3	338,600,000.00	0.00	(338,600,000.00)
1,653,179.00	Retained Revenue from Parastatal and Boards	3	3,000,000.00	2,994,805.00	(5,195.00)
19,513,860,604.75	Total Independent Revenue		38,000,000,000.00	28,213,636,273.00	(9,786,363,727.00)
192,085,659,076.74	Total Revenue		275,800,000,000.00	246,008,479,970.36	(29,791,520,029.64)

STATEMENT NO. 3

AKWA IBOM STATE GOVERNMENT OF NIGERIA


STATEMENT OF CONSOLIDATED REVENUE FUND FOR THE PERIOD ENDED 31ST DECEMBER, 2018

ACTUAL 2017	DESCRIPTION	NOTES	BUDGET 2018	ACTUAL 2018	VARIANCE
₦			₦	₦	₦
	Less: Expenditure				
37,580,564,289.32	Personnel Cost (including Salaries on CRF Charges)	7	58,629,069,540.00	43,827,604,631.00	14,801,464,909.00
17,187,538,286.00	Overhead Cost	8	28,447,310,000.00	13,703,592,010.00	14,743,717,990.00
49,351,870,289.75	Consolidated Revenue Fund Charges (CRFC)	9	116,750,000,000.00	65,129,506,003.72	51,620,493,996.28
8,764,120,000.00	Recurrent Grants and Subventions	17	11,681,896,730.00	7,919,220,000.00	3,762,676,730.00
112,884,092,865.07	Total Recurrent Expenditure		215,508,276,270.00	130,579,922,644.72	84,928,353,625.28
79,201,566,211.67	Operating Balance (A-B)		60,291,723,730.00	115,428,557,325.64	(55,136,833,595.64)
	Appropriation/Transfers				
79,201,566,211.67	Transfer to Capital Development Fund		60,291,723,730.00	115,428,557,325.64	(55,136,833,595.64)
0.00	Closing Balance		0.00	0.00	
	<i>The Accompanying Notes form part of these Statements</i>				
	Signature:  UWEM S. ANDREW-ESSIEN, FCA, ACTI FRC/2017/ICAN/00000016444 Accountant-General AKWA IBOM STATE				

STATEMENT NO. 4

AKWA IBOM STATE GOVERNMENT OF NIGERIA

STATEMENT OF CAPITAL DEVELOPMENT FUND FOR THE PERIOD ENDED 31ST DECEMBER, 2018

ACTUAL 2017	DESCRIPTION	NOTES	BUDGET 2018	ACTUAL 2018	VARIANCE
₦			₦	₦	₦
17,744,959,268.46	Opening Balance		10,000,000,000.00	27,111,252,829.90	17,111,252,829.90
	Add: Revenue				0.00
79,201,566,211.67	Transfer from Consolidated Revenue Fund	stmt 3	60,291,723,730.00	115,428,557,325.64	55,136,833,595.64
4,184,737,574.00	Aid & Grants	4	120,000,000,000.00	9,012,842,801.93	(110,987,157,198.07)
	Ecological Fund		26,500,000,000.00		(26,500,000,000.00)
	Reimbursement on Federal Roads		65,000,000,000.00		(65,000,000,000.00)
	Privatization of State Owned Enterprises/ Income		1,000,000,000.00		(1,000,000,000.00)
8,955,000,000.00	Budget Support Facility (BSF)	1	13,200,000,000.00		(13,200,000,000.00)
33,565,322,055.35	Refunds of Excess Paris Club Loan Deductions	1	35,000,000,000.00	30,029,530,929.93	(4,970,469,070.07)
329,646,699.00	Other Income (Refunds)			5,426,535,672.06	5,426,535,672.06
220,000,000.00	Internal Loan	5	100,149,512,690.00	6,652,000,000.00	(93,497,512,690.00)
	External Loans	6	0.00		0.00
126,456,272,540.02	Total Capital Receipts		421,141,236,420.00	166,549,466,729.56	(254,591,769,690.44)
144,201,231,808.48	Total Revenue Available		431,141,236,420.00	193,660,719,559.46	(237,480,516,860.54)
	Less: Capital Expenditure				
31,101,954,710.00	Capital Expenditure: Administration Sector	15	45,595,853,000.00	33,184,271,802.00	12,411,581,198.00
73,408,021,798.58	Capital Expenditure: Economic Sector	15	331,639,962,420.00	113,519,157,655.27	218,120,804,764.73
1,137,272,090.00	Capital Expenditure: Law and Justice Sector	15	6,472,500,000.00	1,496,288,350.00	4,976,211,650.00
221,988,448.00	Capital Expenditure: Regional Sector	15	1,529,500,000.00	375,055,439.00	1,154,444,561.00
7,036,004,358.00	Capital Expenditure: Social Sector	15	36,731,921,000.00	10,582,747,966.00	26,149,173,034.00
4,184,737,574.00	Capital Expenditure Funded from Aids & Grant	15	9,171,500,000.00	9,012,842,801.93	158,657,198.07
117,089,978,978.58	Total Capital Expenditure		431,141,236,420.00	168,170,364,014.20	262,970,872,405.80
27,111,252,829.90	Closing Balance		0.00	25,490,355,545.26	
<i>The Accompanying Notes form part of these Statements</i>					
Signature:  UWEM S. ANDREW-ESSIEN, FCA, ACTI FRC/2017/ICAN/00000016444 Accountant-General Akwa Ibom State					

NOTE 1

GROSS STATUTORY ALLOCATION FROM FAAC

JANUARY - DECEMBER, 2018

Month	Statutory Allocation	Net Minerals Derivation	Excess Crude, Exchange Gain & Other Refunds	Gross	Paris Club Refund	Deductions (Paris Club Refund)	Total Deductions (FAAC)	Net
	₦	₦	₦	₦	₦	₦	₦	₦
JANUARY	3,382,462,364.02	12,087,411,584.01	1,389,214,489.34	16,859,088,437.37	0.00	0.00	(1,088,715,948.20)	15,770,372,489.17
FEBRUARY	3,353,484,980.58	13,040,704,851.80	126,241,857.11	16,520,431,689.49	0.00	0.00	(1,101,165,065.16)	15,419,266,624.33
MARCH	3,463,970,970.94	14,752,747,863.41	126,241,857.11	18,342,960,691.46	0.00	0.00	(1,228,363,995.80)	17,114,596,695.66
APRIL	2,990,733,706.95	11,578,503,049.11	3,049,725,740.63	17,618,962,496.69	0.00	0.00	(1,228,363,995.80)	16,390,598,500.89
MAY	3,715,883,595.69	11,716,440,592.15	126,241,857.11	15,558,566,044.95	0.00	0.00	(1,164,764,530.48)	14,393,801,514.47
JUNE	3,614,427,938.75	13,287,600,216.89	126,241,857.11	17,028,270,012.75	0.00	0.00	(1,164,764,530.48)	15,863,505,482.27
JULY	3,761,198,150.51	8,730,824,552.79	1,865,862,508.28	14,357,885,211.58	0.00	0.00	(1,164,764,530.48)	13,193,120,681.10
AUGUST	3,628,606,702.14	10,859,581,806.37	1,539,184,672.81	16,027,373,181.32	0.00	0.00	(1,151,814,110.20)	14,875,559,071.12
SEPTEMBER	3,696,718,310.01	13,279,662,861.61	132,309,950.31	17,108,691,121.93	30,029,530,929.93	(2,703,556,550.86)	(1,151,814,110.20)	43,282,851,390.80
OCTOBER	3,541,568,687.25	14,179,494,121.74	2,119,969,758.86	19,841,032,567.85	0.00	0.00	(1,151,814,110.20)	18,689,218,457.65
NOVEMBER	3,824,566,893.53	14,508,045,516.68	157,524,125.06	18,490,136,535.27	0.00	0.00	(1,151,814,110.20)	17,338,322,425.07
DECEMBER	<u>3,777,721,092.32</u>	<u>11,034,351,675.79</u>	<u>2,967,346,348.75</u>	<u>17,779,419,116.86</u>	<u>0.00</u>	<u>0.00</u>	<u>(1,174,314,110.20)</u>	<u>16,605,105,006.66</u>
TOTAL	<u>42,751,343,392.69</u>	<u>149,055,368,692.35</u>	<u>13,726,105,022.48</u>	<u>205,532,817,107.52</u>	<u>30,029,530,929.93</u>	<u>(2,703,556,550.86)</u>	<u>(13,922,473,147.40)</u>	<u>218,936,318,339.19</u>

SOURCE: FEDERATION ACCOUNT ALLOCATION COMMITTEE (FAAC) FILES

NOTE 2**VALUE ADDED TAX (VAT)**

JANUARY - DECEMBER, 2018

MONTH	VAT 2018	VAT 2017
	₦	₦
JANUARY	914,806,137.51	885,111,221.24
FEBRUARY	1,046,545,387.61	823,589,773.16
MARCH	988,951,073.82	761,004,469.14
APRIL	951,814,064.56	868,751,794.51
MAY	971,429,691.61	917,818,613.43
JUNE	1,125,296,678.17	867,614,593.00
JULY	946,396,695.14	904,394,565.65
AUGUST	896,694,649.11	909,008,959.42
SEPTEMBER	1,284,916,168.12	957,734,976.36
OCTOBER	874,274,179.06	907,376,724.28
NOVEMBER	1,250,366,820.25	982,547,309.81
DECEMBER	<u>1,010,535,044.88</u>	<u>871,017,518.78</u>
TOTAL	<u>12,262,026,589.84</u>	<u>10,655,970,518.78</u>

SOURCE: FEDERATION ACCOUNT ALLOCATION COMMITTEE (FAAC) FILES

NOTE 3

INTERNALLY GENERATED REVENUE

JANUARY - DECEMBER, 2018

REVENUE DETAILS	NOTES	BUDGET 2018	ACTUAL 2018	VARIANCE
		₱	₱	₱
Personal Taxes	11	30,328,928,000.00	23,385,294,368.00	(6,943,633,632.00)
Licenses - General	11	600,500,000.00	10,536,225.00	(589,963,775.00)
Royalties	11	2,500,000.00	43,092.00	(2,456,908.00)
Fees - General	11	4,340,918,430.00	1,663,795,931.00	(2,677,122,499.00)
Fines - General	11	19,100,000.00	8,310,370.00	(10,789,630.00)
Sales - General	11	1,132,053,570.00	108,550,505.00	(1,023,503,065.00)
Earnings -General	11	593,400,000.00	191,835,288.00	(401,564,712.00)
Rent On Government Buildings - General	11	166,200,000.00	7,517,696.00	(158,682,304.00)
Rent On Land & Others - General	11	463,300,000.00	386,757,993.00	(76,542,007.00)
Investment Income	11	338,600,000.00	2,448,000,000.00	2,109,400,000.00
Interest Earned	11	11,500,000.00		(11,500,000.00)
Retained Revenue From Parastatal And Boards	11	3,000,000.00	2,994,805.00	(5,195.00)
Total Independent Revenue		38,000,000,000.00	28,213,636,273.00	(9,786,363,727.00)

SOURCE: AKS INTERNAL REVENUE SERVICE RECORDS

NOTE 4

CAPITAL RECEIPTS

JANUARY - DECEMBER, 2018

ACTUAL 2017	DESCRIPTION	NOTES	BUDGET 2018	ACTUAL 2018	VARIANCE
			₦	₦	₦
17,744,959,268.46	Opening Balance		10,000,000,000.00	27,111,252,829.90	17,111,252,829.90
	Add: Revenue				
79,201,566,211.67	Transfer from Consolidated Revenue Fund		60,291,723,730.00		(60,291,723,730.00)
	Aid & Grants				
	FGN Assisted Projects				0.00
	UNITAR		500,000,000.00		(500,000,000.00)
107,480,818.00	Other World Bank FGN / AKSG / LGA		2,630,539,000.00	9,334,000.00	(2,621,205,000.00)
	UNESCO		9,760,000,000.00		(9,760,000,000.00)
	EU/UNICEF/NDSP				0.00
	SUBEB				0.00
	UNDP		50,000,000.00		(50,000,000.00)
	HIV / AIDS		300,000,000.00		(300,000,000.00)
50,990,000.00	UNICEF		598,153,000.00	184,574,200.00	(413,578,800.00)
	KNCV/CHALLENGE TB				0.00
	HSDF II				0.00
	AK- RUWATSAN		528,235,000.00	265,850,641.63	(262,384,358.37)
	USAID/ WHO		12,072,815,000.00	7,075,585,101.40	(4,997,229,898.60)
	CSDP		1,220,000,000.00	573,509,000.00	(646,491,000.00)
	Good Governance Project				0.00
	AK- RAAMP		15,860,000,000.00		(15,860,000,000.00)
8,630,000.00	UNFRA		87,000,000.00	15,600,000.00	(71,400,000.00)
700,631,488.00	CGS / SDGs		2,000,000,000.00		(2,000,000,000.00)
	UBEC - UBE Intervention Fund		1,300,000,000.00	107,014,475.00	(1,192,985,525.00)
	UNIDO		23,129,490,000.00		(23,129,490,000.00)

	WORLD BANK (NEWMAP)		37,000,000,000.00	603,984,813.90	(36,396,015,186.10)
	GLOBAL FUND		30,000,000.00	177,390,570.00	147,390,570.00
114,426,632.00	FGN and Other Education Counter Part Fund		11,000,000,000.00		(11,000,000,000.00)
	Bilateral Agreement				0.00
	IFAD				0.00
131,686,616.00	Other EU Programme Counterpart Fund		500,000,000.00		(500,000,000.00)
	FADAMA III (Additional Financing)		200,000,000.00		(200,000,000.00)
	SEEFOR		250,000,000.00		(250,000,000.00)
	Child Protection		53,538,000.00		(53,538,000.00)
	Evidence and Communication				0.00
	Communication for Development		61,000,000.00		(61,000,000.00)
4,618,020.00	Social Protection		669,230,000.00		(669,230,000.00)
66,274,000.00	Other UN Activities		200,000,000.00		(200,000,000.00)
3,000,000,000.00	Grants for Hospital Equipment				0.00
4,184,737,574.00	Sub-Total Aids & Grants		120,000,000,000.00	9,012,842,801.93	(110,987,157,198.07)
	Other Capital Receipts				
0.00	Ecological Fund	2	26,500,000,000.00	0.00	(26,500,000,000.00)
0.00	Reimbursement on Federal Roads		65,000,000,000.00	0.00	(65,000,000,000.00)
0.00	Privatization of State Owned Enterprises/ Income		1,000,000,000.00		(1,000,000,000.00)
8,955,000,000.00	Budget Support Facility (BSF)		13,200,000,000.00	0.00	(13,200,000,000.00)
33,565,322,055.35	Refunds of Excess Paris Club Loan Deductions		35,000,000,000.00	30,029,530,929.93	(4,970,469,070.07)
329,646,699.00	Other Income (Refunds)		0.00	5,426,535,672.06	5,426,535,672.06
220,000,000.00	Internal Loan	5	100,149,512,690.00	6,652,000,000.00	(93,497,512,690.00)
0.00	External Loans	6	0.00	0.00	0.00
43,069,968,754.35	Sub-Total Other Capital Receipts		240,849,512,690.00	42,108,066,601.99	(198,741,446,088.01)
126,456,272,540.02	Total Capital Receipts		421,141,236,420.00	51,120,909,403.92	(370,020,327,016.08)
144,201,231,808.48	Total Revenue Available		431,141,236,420.00	78,232,162,233.82	(352,909,074,186.18)

NOTE 5**SUMMARY OF INTERNAL LOANS & FGN BOND**

JANUARY - DECEMBER, 2018

DESCRIPTION	BALANCES AS AT 1ST JAN. 2018 ₦	NEW LOANS RECEIVED 2018 ₦	LOAN REPAYMENTS 2018 ₦	BALANCES AS AT 31ST DECEMBER, 2018 ₦
FGN BOND	62,870,132,697.01		948,913,461.06	61,921,219,235.95
SUB - TOTAL FGN BOND	62,870,132,697.01		948,913,461.06	61,921,219,235.95
CBN ECA - ZENITH - N10B	8,829,419,541.67		756,147,723.99	8,073,271,817.68
ZENITH BANK PLC - N5B	1,769,687,885.25		1,769,687,885.25	0.00
UBA - ASL - N1.5B	512,160,379.16		512,160,379.16	0.00
UBA - WINZINO - N10B	4,815,914,304.64		3,737,367,313.63	1,078,546,991.01
ZENITH - AKSG - N3.6B	2,046,607,830.15		1,291,158,043.48	755,449,786.67
ZENITH - GREENWELL N600M	413,928,282.94		170,280,615.89	243,647,667.05
UBA - WINZINO - N5B	2,936,241,618.71		2,129,722,549.22	806,519,069.49
ZENITH - CCECC N5B	2,716,936,822.92		2,135,090,293.83	581,846,529.09
ZENITH - CACS N2B		2,000,000,000.00	607,862,009.35	1,392,137,990.65
SKYE - NEWMAP, NUTRITION & CSDP N350M		350,000,000.00	350,000,000.00	(0.00)
UBA - SADOGI N1B		1,000,000,000.00	709,892,205.39	290,107,794.61
ZENITH - RAMP N832M		832,000,000.00	681,625,891.24	150,374,108.76
SKYE - NEWMAP N350M		350,000,000.00	350,000,000.00	0.00
ZENITH - EU-NDSP N220M		220,000,000.00	141,768,229.75	78,231,770.25
ZENITH - AADS N1.5B		1,500,000,000.00	1,239,556,547.78	260,443,452.22
ZENITH - UBE LOAN N400M		400,000,000.00	297,507,114.71	102,492,885.29
SUB - TOTAL INTERNAL BANK LOAN	24,040,896,665.44	6,652,000,000.00	16,879,826,802.67	13,813,069,862.77
BUDGET SUPPORT FACILITY (BSF)	17,569,000,000.00			17,569,000,000.00
TOTAL	104,480,029,362.45	6,652,000,000.00	17,828,740,263.73	93,303,289,098.72
<i>SOURCE: DEBT MANAGEMENT OFFICE, MOF, UYO</i>				

NOTE 6

SUMMARY OF EXTERNAL LOANS

JANUARY - DECEMBER, 2018

CREDITOR	PROJECT	AGREEMENT DATE	ORIGINAL CURRENCY	LOAN AMOUNT	TOTAL DISBURSEMENT IN 2018	ACTUAL AMOUNT DUE AND PAID JANUARY-DECEMBER, 2018 IN ORIGINAL CURRENCY			NAIRA EQUIVALENT OF TOTAL AMOUNT PAID	DEBT OUTSTANDING (31.12.2018)		THE OUTSTANDING IN NAIRA
						PRINCIPAL	INTEREST + CMF	TOTAL PR + INT.		PRINCIPAL BALANCE IN ORIGINAL CURR.	DOD IN USD EQUIVALENT	
AFDB	Akwa Ibom State-First Multi State Water Supply Project (35.12%)FRF(EURO)	01/01/1994	EUR	3,427,884.74	-	167,525.15	17,125.09	184,650.24	66,356,499.00	83,762.57	95,857.89	29,428,372.23
AFDB	Akwa Ibom State-First Multi State Water Supply Project (35.12%)JPK	01/01/1994	JPK	292,140.81	-	14,237.73	2,995.25	17,232.98	47,521,941.05	28,475.46	258,941.16	79,494,936.12
AFDB	Akwa Ibom State-First Multi State Water Supply Project (35.12) USD	01/01/1994	USD	2,082,885.35	-	104,144.27	2,800.46	106,944.73	34,926,340.57	52,072.13	52,072.13	15,986,143.91
AFDB	Akwa Ibom State-First Multi State Water Supply Project (35.12%) EUR	01/01/1999	EUR	42,538,095.60	-	2,080,665.38	98,626.39	2,179,291.77	810,626,737.54	0.00	0.00	0.00
AFDF	Akwa Ibom State First Multi State Water Project ADF (27.75%) FRF	29/06/1994	EUR	64,662.64	-	1,891.39	374.75	2,266.14	818,521.19	48,230.47	55,194.95	16,944,849.65
AFDF	Akwa Ibom State First Multi State Water ADF (27.72%) FRF	29/06/1994	CHF	29,604.52	-	865.94	171.57	1,037.51	328,367.61	22,081.38	22,422.19	6,883,612.33
AFDF	Akwa Ibom State First Multi State Water ADF (27.72%) DEM (EUR)	29/06/1994	EUR	692,839.43	-	20,265.65	4,015.30	24,280.95	8,770,319.58	516,773.97	591,396.13	181,558,611.91
AFDF	Akwa Ibom State First Multi State Water Project ADF (27.75%) USD	29/06/1994	USD	1,230,865.60	-	36,823.36	7,295.94	44,119.30	13,500,490.97	938,995.68	938,995.68	288,271,673.76
AFDF	Akwa Ibom State First Multi State Water Project ADF (27.75%) EUR	01/01/1999	EUR	876,753.25	-	25,645.15	5,081.16	30,726.31	11,098,448.48	653,951.32	748,381.89	229,753,240.23
AFDF	Akwa Ibom State Health System Dev. IV - ADF	13/10/2003	EUR	2,274,966.40	-	22,749.60	16,166.20	38,915.80	14,053,326.11	2,138,468.46	2,444,959.05	750,602,428.35

AFDF	Akwa Ibom State Health System Dev. IV - ADF	13/10/2003	USD	326,696.00	-	3,267.00	2,321.50	5,588.50	1,710,785.69	307,094.24	307,094.24	94,277,931.68
IDA	Akwa Ibom State - HIV/AIDS Programme - IDA	28/02/2002	XDR	4,245,166.00	-	106,129.15	25,818.38	131,947.53	56,540,708.91	3,362,853.19	4,677,056.21	1,435,856,256.47
IDA	Akwa Ibom State - Community Based Urban Dev. Project - IDA	23/05/2003	XDR	11,064,414.00	-	221,288.28	71,765.30	293,053.58	125,432,897.87	9,402,740.55	13,077,331.56	4,014,740,788.92
IDA	Akwa Ibom State-Health Systems Development - IDA	27/05/2003	XDR	379,201.10	-	9,480.03	2,435.18	11,915.21	5,099,952.91	317,580.92	441,691.54	135,599,302.78
IDA	Akwa Ibom State - Malaria Control Booster - IDA	28/05/2007	XDR	5,610,000.00	-	112,200.00	19,402.90	131,602.90	56,223,576.12	2,502,903.67	3,481,038.42	1,068,678,794.94
IDA	Akwa Ibom State - Third National Fadma Dev. Project - IDA	01/06/2009	XDR	4,818,310.00	-	-	35,727.16	35,727.16	15,610,661.03	4,763,621.69	6,625,245.05	2,033,950,230.35
IDA	Akwa Ibom State Health System Development Project II (Additional Financing)	04/08/2009	XDR	2,049,275.15	-	20,492.75	10,694.17	31,186.92	13,274,352.31	1,405,396.74	1,954,625.78	600,070,114.46
IDA	Akwa Ibom-Community & Social Dev. Proj	17/09/2007	XDR	3,250,000.00	-	32,500.00	24,375.00	56,875.00	24,621,147.71	3,217,499.88	4,474,898.83	1,373,793,940.81
IDA	Akwa Ibom State - Malaria Control Booster (Addtn Financing)	27/01/2010	XDR	2,457,263.62	-	-	9,712.83	9,712.83	4,248,652.09	1,295,043.99	1,801,147.18	552,952,184.26
IDA	Akwa Ibom State - Second HIV/AIDS Program Dev. Proj.	27/07/2011	XDR	3,343,202.00	-	-	1,130.61	1,130.61	494,556.97	2,261,214.30	3,144,896.85	965,483,332.95
IFAD	Akwa Ibom-Community Based Natural Resource	24/11/2004	XDR	1,135,000.00	-	37,833.40	2,716.55	40,549.95	17,740,761.96	333,908.84	464,400.41	142,570,925.87
GRAND TOTAL									1,328,999,045.67	33,652,669.45	45,657,647.14	14,016,897,671.98

SOURCE: DEBT MANAGEMENT OFFICE, ABUJA

NOTE 7

PERSONNEL COSTS

JANUARY TO DECEMBER, 2018

S/N	MINISTRY/DEPARTMENT	BUDGET 2018	ACTUAL 2018	VARIANCE
		₦	₦	₦
1	Agency for Adult And Non Formal Education	58,340,180.00	47,115,904.00	11,224,276.00
2	AKS Investment Corporation	100,806,520.00	71,347,815.00	29,458,705.00
3	AKS Road Maintenance and Other Infrastructure Agency	21,955,640.00	0.00	21,955,640.00
4	Akwa Ibom Agricultural Development Programme	511,284,850.00	503,165,333.00	8,119,517.00
5	Akwa Ibom Airport Development Company Limited	530,028,550.00	487,795,140.00	42,233,410.00
6	Akwa Ibom Broadcasting Corporation (Radio Services)	351,657,460.00	221,808,168.00	129,849,292.00
7	Akwa Ibom Broadcasting Corporation (Television Services)	364,593,760.00	247,222,272.00	117,371,488.00
8	Akwa Ibom College of Science and Technology	890,295,560.00	677,202,168.00	213,093,392.00
9	Akwa Ibom Hotels and Tourism Board	49,154,480.00	28,140,044.00	21,014,436.00
10	Akwa Ibom Property and Investments Company (APICO)	247,304,810.00	233,105,290.00	14,199,520.00
11	Akwa Ibom State Budget Office	107,101,220.00	107,062,944.00	38,276.00
12	Akwa Ibom State Civil Service Commission	112,562,610.00	112,186,967.00	375,643.00
13	Akwa Ibom State College of Education	1,747,149,170.00	1,344,368,921.00	402,780,249.00
14	Akwa Ibom State Council For Arts and Culture	118,090,560.00	116,877,960.00	1,212,600.00
15	Akwa Ibom State Fire Service	497,108,000.00	223,624,029.00	273,483,971.00
16	Akwa Ibom State House of Assembly	567,533,860.00	544,046,017.00	23,487,843.00
17	Akwa Ibom State Independent Electoral Commission	228,318,040.00	179,532,182.00	48,785,858.00
18	Akwa Ibom State Internal Revenue Services	684,780,530.00	580,596,892.00	104,183,638.00
19	Akwa Ibom State Judiciary	2,770,188,290.00	2,301,235,236.00	468,953,054.00
20	Akwa Ibom State Library Board	45,462,380.00	42,408,909.00	3,053,471.00
21	Akwa Ibom State Life Enhancement Agency	72,218,860.00	49,688,311.00	22,530,549.00
22	Akwa Ibom State Newspaper Corporation	215,578,700.00	157,122,853.00	58,455,847.00
23	Akwa Ibom State Polytechnic	1,805,927,700.00	1,316,243,216.00	489,684,484.00
24	Akwa Ibom State Rice Development Project	8,006,580.00	2,311,346.00	5,695,234.00

25	Akwa Ibom State Rural Water Supply And Sanitation Agency	73,644,120.00	60,268,227.00	13,375,893.00
26	Akwa Ibom State University	4,673,916,500.00	2,892,489,959.00	1,781,426,541.00
27	Akwa Ibom State Water Company Limited	347,474,330.00	335,013,978.00	12,460,352.00
28	Akwa Ibom Urban Taxi Network Limited	22,220,800.00	12,947,088.00	9,273,712.00
29	Akwa Starlet Football Club	120,000,000.00	110,000,000.00	10,000,000.00
30	Akwa United Football Club	180,000,000.00	165,820,000.00	14,180,000.00
31	Bureau of Political/Legislative Affairs and Water Resources	109,801,010.00	96,125,782.00	13,675,228.00
32	Bureau of Rural Development And Cooperatives	318,193,930.00	283,203,653.00	34,990,277.00
33	Bureau of Technical Matter and Due Process	75,294,690.00	58,889,937.00	16,404,753.00
34	Department of Establishment	166,995,260.00	122,293,708.00	44,701,552.00
35	Ethical and Attitudinal Re-orientation Commission (EARCOM)	45,664,940.00	22,286,986.00	23,377,954.00
36	Executive Council Secretariat	23,892,860.00	23,756.00	23,869,104.00
37	Finance and General Purpose Committee	16,082,980.00	0.00	16,082,980.00
38	General Service Office	357,885,990.00	238,174,619.00	119,711,371.00
39	Government House	239,674,100.00	195,472,616.00	44,201,484.00
40	Hospitals Management Board	6,384,348,790.00	5,644,346,645.00	740,002,145.00
41	House of Assembly Service Commission	65,157,960.00	18,210,039.00	46,947,921.00
42	Ibom Angel Football Club	108,000,000.00	108,000,000.00	0.00
43	Ibom Youth Football Club	108,000,000.00	108,000,000.00	0.00
44	Judicial Service Commission	73,046,300.00	60,105,239.00	12,941,061.00
45	Law Reform Commission	37,684,620.00	24,549,521.00	13,135,099.00
46	Local Government Pension Board	45,244,980.00	37,389,921.00	7,855,059.00
47	Local Government Service Commission	67,781,610.00	53,186,523.00	14,595,087.00
48	Ministry of Agriculture and Food Sufficiency	866,588,690.00	796,550,607.00	70,038,083.00
49	Ministry of Culture and Tourism	180,960,750.00	179,657,555.00	1,303,195.00
50	Ministry of Economic Development	176,808,470.00	176,571,285.00	237,185.00
51	Ministry of Education	451,139,350.00	412,008,213.00	39,131,137.00
52	Ministry of Environment and Mineral Resources	397,444,380.00	375,211,360.00	22,233,020.00
53	Ministry of Finance	178,377,420.00	130,760,912.00	47,616,508.00
54	Ministry of Health	1,385,124,600.00	1,378,984,660.00	6,139,940.00
55	Ministry of Housing and Special Duties	268,701,280.00	268,577,872.00	123,408.00
56	Ministry of Information and Strategy	232,162,390.00	215,622,841.00	16,539,549.00
57	Ministry of Justice	501,646,310.00	438,064,512.00	63,581,798.00

58	Ministry of Lands and Town Planning	340,613,640.00	242,822,148.00	97,791,492.00
59	Ministry of Local Government and Chieftaincy Affairs	132,932,100.00	126,944,682.00	5,987,418.00
60	Ministry of Science and Technology	217,926,500.00	161,596,003.00	56,330,497.00
61	Ministry of Transport & Petroleum Resources	156,692,660.00	81,283,173.00	75,409,487.00
62	Ministry of Women Affairs and Social Welfare	200,264,540.00	190,030,983.00	10,233,557.00
63	Ministry of Works	456,689,630.00	421,498,825.00	35,190,805.00
64	Ministry of Youth and Sports	215,072,950.00	214,358,079.00	714,871.00
65	Office of the Accountant General	852,607,140.00	555,315,497.00	297,291,643.00
66	Office of the Auditor General (Local Government)	182,277,180.00	148,806,482.00	33,470,698.00
67	Office of the Auditor General (State)	187,327,140.00	183,494,161.00	3,832,979.00
68	Office of the Deputy Governor	108,423,190.00	73,339,151.00	35,084,039.00
69	Office of the Head of Civil Service	78,544,640.00	57,947,223.00	20,597,417.00
70	Office of the Secretary to the State Government	173,250,500.00	153,153,620.00	20,096,880.00
71	Office of the Senior Special Assistant to the Governor on Power	26,977,290.00	25,997,501.00	979,789.00
72	Office of the Surveyor General	142,875,390.00	117,949,719.00	24,925,671.00
73	Special Service Department	250,114,750.00	84,457,923.00	165,656,827.00
74	State Agency for the Control of AIDS (SACA)	37,486,130.00	29,865,438.00	7,620,692.00
75	State Secondary Education Board	14,900,263,130.00	11,552,574,743.00	3,347,688,387.00
76	State Technical Schools Board	1,079,047,310.00	725,622,585.00	353,424,725.00
77	State Universal Basic Education Board	3,622,326,790.00	1,002,124,436.00	2,620,202,354.00
78	Uyo Capital City Development Authority	79,871,050.00	64,678,890.00	15,192,160.00
79	Liaison Office Abuja	62,739,440.00	49,934,164.00	12,805,276.00
80	Liaison Office Lagos	52,863,220.00	52,712,202.00	151,018.00
81	Ministry of Investment Commerce and Industry	393,830,730.00	373,955,198.00	19,875,532.00
82	LAND USE AND ALLOCATION COMMITTEE	66,211,980.00	43,473,061.00	22,738,919.00
83	Ministry of Labour Productivity and Manpower Planning	98,793,270.00	27,083,645.00	71,709,625.00
	SUB TOTAL	54,520,430,010.00	41,374,035,463.00	13,146,394,547.00
	Statutory Office Holders' Salaries (See Note 9 - CRF Charges)	4,108,639,530.00	2,453,569,168.00	1,655,070,362.00
	GRAND TOTAL	58,629,069,540.00	43,827,604,631.00	14,801,464,909.00

NOTE 8**OVERHEAD COSTS**

JANUARY TO DECEMBER 2018

S/N	MINISTRY/DEPARTMENT	BUDGET	ACTUAL	VARIANCE
		2018	2018	
		₦	₦	₦
1	Advisory Council on Prerogative of Mercy	21,200,000.00	20,280,000.00	920,000.00
2	Agency for Adult And Non Formal Education	25,000,000.00	7,697,500.00	17,302,500.00
3	Agricultural Loans Board	49,320,000.00	3,209,000.00	46,111,000.00
4	AKS Investment Corporation	123,600,000.00	103,600,000.00	20,000,000.00
5	AKS Road Maintenance and Other Infrastructure Agency	68,940,000.00	0.00	68,940,000.00
6	Akwa Ibom Agricultural Development Programme	19,300,000.00	3,580,103.00	15,719,897.00
7	Akwa Ibom Airport Development Company Limited	275,150,000.00	151,260,800.00	123,889,200.00
8	Akwa Ibom Broadcasting Corporation (Radio Services)	200,000,000.00	0.00	200,000,000.00
9	Akwa Ibom Broadcasting Corporation (Television Services)	108,000,000.00	0.00	108,000,000.00
10	Akwa Ibom College of Science and Technology	37,770,000.00	1,000,000.00	36,770,000.00
11	Akwa Ibom Hotels and Tourism Board	13,810,000.00	2,980,000.00	10,830,000.00
12	Akwa Ibom Property and Investments Company (APICO)	27,600,000.00	27,500,000.00	100,000.00
13	Akwa Ibom State Budget Office	229,230,000.00	82,466,000.00	146,764,000.00
14	Akwa Ibom State Center for Alternative Dispute Resolution	30,500,000.00	4,000,000.00	26,500,000.00
15	Akwa Ibom State Civil Service Commission	93,220,000.00	33,882,500.00	59,337,500.00
16	Akwa Ibom State College of Education	98,600,000.00	0.00	98,600,000.00
17	Akwa Ibom State Council For Arts and Culture	28,200,000.00	0.00	28,200,000.00
18	Akwa Ibom State Environmental Protection And Waste Management Agency	24,500,000.00	0.00	24,500,000.00
19	Akwa Ibom State Fire Service	81,520,000.00	2,990,500.00	78,529,500.00
20	Akwa Ibom State House of Assembly	3,983,080,000.00	1,725,869,840.00	2,257,210,160.00
21	Akwa Ibom State Independent Electoral Commission	111,310,000.00	11,261,000.00	100,049,000.00
22	Akwa Ibom State Integrated Farmers Scheme	18,500,000.00	0.00	18,500,000.00
23	Akwa Ibom State Internal Revenue Services	155,590,000.00	151,241,892.00	4,348,108.00
24	Akwa Ibom State Judiciary	1,029,500,000.00	1,025,464,094.00	4,035,906.00
25	Akwa Ibom State Library Board	33,000,000.00	4,900,000.00	28,100,000.00
26	Akwa Ibom State Life Enhancement Agency	28,000,000.00	0.00	28,000,000.00
27	Akwa Ibom State Newspaper Corporation	827,000,000.00	0.00	827,000,000.00
28	Akwa Ibom State Polytechnic	483,000,000.00	0.00	483,000,000.00

29	Akwa Ibom State Rice Development Project	9,180,000.00	0.00	9,180,000.00
30	Akwa Ibom State Rural Water Supply And Sanitation Agency	98,900,000.00	0.00	98,900,000.00
31	Akwa Ibom State Sports Council	25,400,000.00	1,000,000.00	24,400,000.00
32	Akwa Ibom State Task Force on Counterfeit and Fake Drugs and Unwholesome Process	6,900,000.00	0.00	6,900,000.00
33	Akwa Ibom State Teachers Registration Council	8,600,000.00	700,000.00	7,900,000.00
34	Akwa Ibom State University	1,913,000,000.00	265,399,954.00	1,647,600,046.00
35	Akwa Ibom State Water Company Limited	251,200,000.00	0.00	251,200,000.00
36	Akwa Ibom Urban Taxi Network Limited	32,000,000.00	0.00	32,000,000.00
37	Akwa Starlet Football Club	18,000,000.00	0.00	18,000,000.00
38	Akwa United Football Club	24,000,000.00	0.00	24,000,000.00
39	Bureau of Cooperative Development and Food Sufficiency	0.00	0.00	0.00
40	Bureau of Intergovernmental and National Assembly Relation	245,000,000.00	52,000,000.00	193,000,000.00
41	Bureau of Political/Legislative Affairs and Water Resources	79,800,000.00	77,524,000.00	2,276,000.00
42	Bureau of Rural Development And Cooperatives	513,630,000.00	13,534,450.00	500,095,550.00
43	Bureau of Technical Matter and Due Process	86,350,000.00	8,910,000.00	77,440,000.00
44	Christian Pilgrims Welfare Board	46,400,000.00	42,461,500.00	3,938,500.00
45	Department of Establishment	83,750,000.00	16,264,500.00	67,485,500.00
46	Ethical and Attitudinal Re-orientation Commission (EARCOM)	54,000,000.00	8,228,000.00	45,772,000.00
47	Executive Council Secretariat	37,200,000.00	6,960,000.00	30,240,000.00
48	Finance and General Purpose Committee	26,150,000.00	6,000,000.00	20,150,000.00
49	French Language Centre	14,800,000.00	7,000,000.00	7,800,000.00
50	General Hospital Etinan	7,200,000.00	2,142,500.00	5,057,500.00
51	General Service Office	128,480,000.00	14,980,033.00	113,499,967.00
52	Government House	6,214,100,000.00	4,266,342,000.00	1,947,758,000.00
53	Hospitals Management Board	84,780,000.00	54,940,500.00	29,839,500.00
54	House of Assembly Service Commission	108,150,000.00	10,290,000.00	97,860,000.00
55	I.D.H Ikot Ekpene	6,000,000.00	190,000.00	5,810,000.00
56	Ibom Angel Football Club	18,000,000.00	0.00	18,000,000.00
57	Ibom Youth Football Club	18,000,000.00	0.00	18,000,000.00
58	Judicial Service Commission	39,000,000.00	7,506,000.00	31,494,000.00
59	Law Reform Commission	36,600,000.00	6,600,000.00	30,000,000.00
60	Local Government Pension Board	35,800,000.00	4,490,000.00	31,310,000.00
61	Local Government Service Commission	89,690,000.00	14,640,000.00	75,050,000.00
62	Ministry of Agriculture and Food Sufficiency	250,360,000.00	22,964,837.00	227,395,163.00
63	Ministry of Culture and Tourism	98,970,000.00	6,319,998.00	92,650,002.00
64	Ministry of Economic Development	132,180,000.00	24,620,000.00	107,560,000.00
65	Ministry of Education	141,150,000.00	25,464,255.00	115,685,745.00
66	Ministry of Environment and Mineral Resources	85,260,000.00	9,000,000.00	76,260,000.00

67	Ministry of Finance	1,604,710,000.00	1,574,521,846.00	30,188,154.00
68	Ministry of Health	167,190,000.00	148,600,000.00	18,590,000.00
69	Ministry of Housing and Special Duties	91,700,000.00	33,369,900.00	58,330,100.00
70	Ministry of Information and Strategy	88,470,000.00	21,500,000.00	66,970,000.00
71	Ministry of Justice	235,450,000.00	114,568,466.00	120,881,534.00
72	Ministry of Lands and Town Planning	109,140,000.00	50,890,000.00	58,250,000.00
73	Ministry of Local Government and Chieftaincy Affairs	112,770,000.00	6,750,000.00	106,020,000.00
74	Ministry of Science and Technology	79,220,000.00	9,650,100.00	69,569,900.00
75	Ministry of Transport & Petroleum Resources	103,800,000.00	9,000,000.00	94,800,000.00
76	Ministry of Women Affairs and Social Welfare	122,140,000.00	14,565,000.00	107,575,000.00
77	Ministry of Works	143,390,000.00	17,310,200.00	126,079,800.00
78	Ministry of Youth and Sports	122,740,000.00	30,810,000.00	91,930,000.00
79	Office of the Accountant General	1,817,280,000.00	781,438,778.00	1,035,841,222.00
80	Office of the Auditor General (Local Government)	34,600,000.00	6,000,000.00	28,600,000.00
81	Office of the Auditor General (State)	81,760,000.00	71,020,472.00	10,739,528.00
82	Office of the Chief of Staff	138,000,000.00	42,520,000.00	95,480,000.00
83	Office of the Deputy Governor	772,000,000.00	502,050,000.00	269,950,000.00
84	Office of the Governor			0.00
85	Office of the Head of Civil Service	187,770,000.00	99,043,400.00	88,726,600.00
86	Office of the Secretary to the State Government	802,250,000.00	539,065,980.00	263,184,020.00
87	Office of the Senior Special Assistant to the Governor on Power	48,780,000.00	25,000,000.00	23,780,000.00
88	Office of the Surveyor General	68,050,000.00	7,255,000.00	60,795,000.00
89	Project Financial Management Unit	13,400,000.00	2,577,000.00	10,823,000.00
90	Special Education Centre	24,700,000.00	6,510,000.00	18,190,000.00
91	Special Service Department	44,670,000.00	5,493,150.00	39,176,850.00
92	State Agency for the Control of AIDS (SACA)	32,680,000.00	1,000,000.00	31,680,000.00
93	State Committee on Food and Nutrition	9,030,000.00	0.00	9,030,000.00
94	State Scholarship Board	37,000,000.00	5,570,600.00	31,429,400.00
95	State Secondary Education Board	135,800,000.00	19,351,954.00	116,448,046.00
96	State Technical Schools Board	62,880,000.00	12,199,600.00	50,680,400.00
97	State Universal Basic Education Board	633,290,000.00	630,640,488.00	2,649,512.00
98	Sustainable Development Goals (SDG)	50,200,000.00	5,525,000.00	44,675,000.00
99	Uyo Capital City Development Authority	104,200,000.00	0.00	104,200,000.00
100	Liaison Office Abuja	367,650,000.00	361,548,471.00	6,101,529.00
101	Liaison Office Lagos	186,500,000.00	144,009,199.00	42,490,801.00
102	Ministry of Investment Commerce and Industry	155,730,000.00	23,757,000.00	131,973,000.00
103	Land Use and Allocation Committee	38,880,000.00	3,460,000.00	35,420,000.00
104	Ministry of Labour Productivity and Manpower Planning	63,070,000.00	13,621,750.00	49,448,250.00
105	General Hospital Ikot Ekpene	8,400,000.00	857,000.00	7,543,000.00
106	General Hospital Oron	8,400,000.00	870,500.00	7,529,500.00
107	Immanuel General Hospital Eket	8,400,000.00	1,665,000.00	6,735,000.00

108	General Hospital Ikot Abasi	7,200,000.00	1,336,000.00	5,864,000.00
109	General Hospital Ikono	7,200,000.00	361,300.00	6,838,700.00
110	General Hospital Ini	7,200,000.00	427,500.00	6,772,500.00
111	General Hospital Ikpe Annang	7,200,000.00	645,000.00	6,555,000.00
112	General Hospital Mbioto II	7,200,000.00	330,000.00	6,870,000.00
113	General Hospital Ikot Okoro	7,200,000.00	557,200.00	6,642,800.00
114	General Hospital Uruk Ata Ikot Ekpore	7,200,000.00	622,000.00	6,578,000.00
115	Methodist General Hospital Ituk Mbang	7,200,000.00	300,000.00	6,900,000.00
116	General Hospital Urue Offong / Oruko	7,200,000.00	243,000.00	6,957,000.00
117	Cottage Hospital Asong	6,000,000.00	2,360,000.00	3,640,000.00
118	Cottage Hospital Ikot Abia	6,000,000.00	473,500.00	5,526,500.00
119	Cottage Hospital Ikot Ekpaw	6,000,000.00	990,000.00	5,010,000.00
120	Cottage Hospital Ikot Eko Ibon	6,000,000.00	0.00	6,000,000.00
121	Cottage Hospital Akai Ubium	6,000,000.00	0.00	6,000,000.00
122	Cottage Hospital Ikot Ekpene Udo	6,000,000.00	205,000.00	5,795,000.00
123	Leprosy Hospital Ekpene Obom-Etinan	6,000,000.00	770,000.00	5,230,000.00
124	Mary Slessor Hospital Itu	7,200,000.00	208,500.00	6,991,500.00
125	Cottage Hospital Ekpene Obo	6,000,000.00	391,000.00	5,609,000.00
126	Psychiatric Hospital Eket	6,000,000.00	454,500.00	5,545,500.00
127	Redeemer Cottage Hospital Ibesit	6,000,000.00	274,000.00	5,726,000.00
128	Cottage Hospital Ukana	6,000,000.00	642,500.00	5,357,500.00
129	Cottage Hospital Ibeno	6,000,000.00	810,000.00	5,190,000.00
130	Comprehensive Health Centre Okon Eket	6,000,000.00	470,000.00	5,530,000.00
131	Comprehensive Health Centre Awa	6,000,000.00	763,200.00	5,236,800.00
132	Comprehensive Health Centre Ikot Edibon	6,000,000.00	291,840.00	5,708,160.00
133	Comprehensive Health Centre Nkpene	6,000,000.00	640,000.00	5,360,000.00
134	Comprehensive Health Centre Mbiaya Uruan	6,000,000.00	882,500.00	5,117,500.00
135	Comprehensive Health Centre Nto Edino	6,000,000.00	235,200.00	5,764,800.00
136	Comprehensive Health Centre Essene	6,000,000.00	297,250.00	5,702,750.00
137	Dental Health Centre Ikot Ekpene	6,000,000.00	200,000.00	5,800,000.00
138	Dental Health Centre Eket	6,000,000.00	421,010.00	5,578,990.00
139	Mt. Carmel Hospital Akpautong	6,000,000.00	586,000.00	5,414,000.00
140	Christian Family Mission Nkwot Ikono	6,000,000.00	1,200,000.00	4,800,000.00
141	General Hospital Ika	7,200,000.00	788,400.00	6,411,600.00
142	General Hospital Eastern Obolo	7,200,000.00	335,000.00	6,865,000.00
143	General Hospital Ukpom-Abak	7,200,000.00	557,000.00	6,643,000.00
144	General Hospital Okobo	7,200,000.00	282,000.00	6,918,000.00
GRAND TOTAL		<u>28,447,310,000.00</u>	<u>13,703,592,010.00</u>	<u>14,743,717,990.00</u>

NOTE 9

CONSOLIDATED REVENUE FUND CHARGES

JANUARY - DECEMBER, 2018

DESCRIPTION	BUDGET 2018 ₦	ACTUAL 2018 ₦	VARIANCE ₦
GENERAL SERVICE OFFICE			
Chief of Staff	1,337,230.00	0.00	1,337,230.00
Secretary to the State Governm	1,337,230.00	1,114,350.00	222,880.00
Honourable Commissioners	25,407,370.00	22,913,538.00	2,493,832.00
Board / Commissioners	124,980,750.00	92,303,805.00	32,676,945.00
Special Advisers	6,250,550.00	3,965,936.00	2,284,614.00
Head of Service	1,337,230.00	1,337,220.00	10.00
Permanent Secretary / Others	54,906,280.00	40,826,183.00	14,080,097.00
Special Assistance	156,263,750.00	110,654,066.00	45,609,684.00
Personal Asst. to Executive Go	79,480,800.00	62,601,935.00	16,878,865.00
Director of Press Affairs to the Executive Governor	3,406,320.00	378,480.00	3,027,840.00
Director of Protocol to the Ex	2,270,880.00	1,040,820.00	1,230,060.00
Director of Press Affairs D.GOV	1,135,440.00	662,340.00	473,100.00
Consolidated Allowance	2,447,751,550.00	1,697,651,357.00	750,100,193.00
Leave Grant	44,492,820.00	33,094,708.00	11,398,112.00
Executive Governor	2,450,000.00	29,149,665.00	(26,699,665.00)
Deputy Governor	2,200,000.00	7,709,580.00	(5,509,580.00)
Political Assistant	36,000,000.00	15,184,188.00	20,815,812.00
Project Supervisor	240,000,000.00	149,550,000.00	90,450,000.00
SUB TOTAL	3,231,008,200.00	2,270,138,171.00	960,870,029.00
OFFICE OF THE AUDITOR GENERAL (STATE)			
Auditor General (State)	1,380,000.00	1,247,868.00	132,132.00
Consolidated Allowance	6,900,000.00	5,303,215.00	1,596,785.00
SUB TOTAL	8,280,000.00	6,551,083.00	1,728,917.00
OFFICE OF THE AUDITOR GENERAL (LOCAL GOVERNMENT)			
Auditor General (Local Government)	1,380,000.00	1,247,868.00	132,132.00
Consolidated Allowance	6,900,000.00	6,577,092.00	322,908.00
SUB TOTAL	8,280,000.00	7,824,960.00	455,040.00
AKWA IBOM STATE JUDICIAL SERVICE COMMISSION			
Executive Secretary	1,247,870.00	1,247,868.00	2.00
Consolidated Allowance	6,004,870.00	6,003,346.00	1,524.00
SUB TOTAL	7,252,740.00	7,251,214.00	1,526.00
AKWA IBOM STATE JUDICIARY			

High Court Judges and Customary Court of Appeal Judges	74,031,990.00	46,800,000.00	27,231,990.00
Consolidated Allowance	720,268,620.00	93,600,000.00	626,668,620.00
Chief Judge and Customary Court of Appeal President	3,991,000.00	3,000,000.00	991,000.00
Consolidated Allowances	40,723,240.00	3,600,000.00	37,123,240.00
Chief Registrar / Chief Registrar and Customary Court of Appeal	2,495,740.00	2,495,740.00	-
Consolidated Allowance	12,308,000.00	12,308,000.00	-
SUB TOTAL	853,818,590.00	161,803,740.00	692,014,850.00
Sub Total (Statutory Office Holders' Salaries)	4,108,639,530.00	2,453,569,168.00	1,655,070,362.00
PENSION AND GRATUITY			
Contribution to Local Government	500,000,000.00	388,208,217.96	111,791,782.04
Pension Funds	13,200,000,000.00	13,162,871,875.00	37,128,125.00
Gratuity	15,000,000,000.00	3,433,978,955.00	11,566,021,045.00
Contributory Pensions Fund	8,150,000,000.00	-	8,150,000,000.00
SUB TOTAL	36,850,000,000.00	16,985,059,047.96	19,864,940,952.04
GRANT AND CHARGES			
Contractual Liability	13,000,000,000.00	12,275,758,733.00	724,241,267.00
10% Grants to Local Government Authorities	600,000,000.00	545,909,520.00	54,090,480.00
Refund of 7.5% Contributory Pension	4,000,000,000.00	500,436,162.00	3,499,563,838.00
SUB TOTAL	17,600,000,000.00	13,322,104,415.00	4,277,895,585.00
PUBLIC DEBT CHARGES			
BANK CHARGES			
Bank Charges (Interest on Temporary Loans Advance)	800,000,000.00	479,487,562.92	320,512,437.08
SUB TOTAL	800,000,000.00	479,487,562.92	320,512,437.08
DIRECT DEDUCTIONS			
Direct Deduction (Paris Club Refunds) - Outstanding State Counterpart Funds for UBE	15,000,000,000.00	2,703,556,550.86	12,296,443,449.14
SUB TOTAL	15,000,000,000.00	2,703,556,550.86	12,296,443,449.14
Sub Total (Other CRF Charges)	70,250,000,000.00	33,490,207,576.74	36,759,792,423.26
INTERNAL & EXTERNAL LOANS			
EXTERNAL LOANS			
Repayment of Principal	1,500,000,000.00	1,406,898,752.00	93,101,248.00
SUB TOTAL	1,500,000,000.00	1,406,898,752.00	93,101,248.00
INTERNAL LOAN			
Internal Bank Loans (Interest)	15,000,000,000.00	12,403,659,411.25	2,596,340,588.75
Internal Bank Loans (Repayment of Principal)	30,000,000,000.00	17,828,740,263.73	12,171,259,736.27
SUB TOTAL	45,000,000,000.00	30,232,399,674.98	14,767,600,325.02
Sub Total (Debt Charges)	46,500,000,000.00	31,639,298,426.98	14,860,701,573.02
Sub Total (Pensions, Grants & Public Debt Charges)	116,750,000,000.00	65,129,506,003.72	51,620,493,996.28
GRAND TOTAL	120,858,639,530.00	67,583,075,171.72	53,275,564,358.28

NOTE 10

DIRECT DEDUCTIONS FROM STATUTORY ALLOCATION & PARIS CLUB REFUNDS

JANUARY - DECEMBER, 2018

Month	FGN Bond	Excess Crude Backed Facility	CACS Facility	AADS Facility	Foreign Loans	Total Deductions
	₦	₦	₦	₦	₦	₦
JANUARY	850,814,293.88	126,675,773.75	0.00		111,225,880.57	1,088,715,948.20
FEBRUARY	850,814,293.88	126,675,773.75	0.00		123,674,997.53	1,101,165,065.16
MARCH	850,814,293.88	126,675,773.75	127,198,930.64		123,674,997.53	1,228,363,995.80
APRIL	850,814,293.88	126,675,773.75	127,198,930.64		123,674,997.53	1,228,363,995.80
MAY	850,814,293.88	126,675,773.75	63,599,465.32		123,674,997.53	1,164,764,530.48
JUNE	850,814,293.88	126,675,773.75	63,599,465.32		123,674,997.53	1,164,764,530.48
JULY	850,814,293.88	126,675,773.75	63,599,465.32		123,674,997.53	1,164,764,530.48
AUGUST	850,814,293.88	126,675,773.75	63,599,465.32		110,724,577.25	1,151,814,110.20
SEPTEMBER	850,814,293.88	126,675,773.75	63,599,465.32		110,724,577.25	1,151,814,110.20
OCTOBER	850,814,293.88	126,675,773.75	63,599,465.32		110,724,577.25	1,151,814,110.20
NOVEMBER	850,814,293.88	126,675,773.75	63,599,465.32		110,724,577.25	1,151,814,110.20
DECEMBER	850,814,293.88	126,675,773.75	63,599,465.32	22,500,000.00	110,724,577.25	1,174,314,110.20
TOTAL	<u>10,209,771,526.56</u>	<u>1,520,109,285.00</u>	<u>763,193,583.84</u>	<u>22,500,000.00</u>	<u>1,406,898,752.00</u>	<u>13,922,473,147.40</u>

SOURCE: FEDERATION ACCOUNT ALLOCATION FILES

NOTE 11

INTERNALLY GENERATED REVENUE BY MDAs

JANUARY - DECEMBER 2018

S/N	MDA	BUDGET 2018	ACTUAL 2018	VARIANCE
		₦	₦	₦
HEAD 120101 PERSONAL TAXES				
1	Akwa Ibom State Internal Revenue Services	1,250,000,000.00	515,995,827.00	(734,004,173.00)
2	Local Government Service Commission	5,000,000.00	0.00	(5,000,000.00)
3	Office of the Accountant General	252,000,000.00	634,145,185.00	382,145,185.00
4	Akwa Ibom State Internal Revenue Services	25,551,228,000.00	20,165,947,808.00	(5,385,280,192.00)
5	Akwa Ibom State Internal Revenue Services	1,500,000,000.00	208,003,343.00	(1,291,996,657.00)
6	Akwa Ibom State Internal Revenue Services	250,000,000.00	45,897,499.00	(204,102,501.00)
7	Akwa Ibom State Internal Revenue Services	5,000,000.00	1,301,000.00	(3,699,000.00)
8	Akwa Ibom State Internal Revenue Services	1,000,000,000.00	1,732,892,576.00	732,892,576.00
9	Ministry of Investment Commerce and Industry	4,200,000.00	1,412,830.00	(2,787,170.00)
10	Ministry of Transport & Petroleum Resources	6,000,000.00	77,449,600.00	71,449,600.00
11	Ministry of Lands and Town Planning	500,000.00	0.00	(500,000.00)
12	Ministry of Agriculture and Food Sufficiency	5,000,000.00	2,248,700.00	(2,751,300.00)
13	Ministry of Housing and Special Duties	500,000,000.00	0.00	(500,000,000.00)
	TOTAL	30,328,928,000.00	23,385,294,368.00	(6,943,633,632.00)
HEAD 120201 - LICENCES - GENERAL				
1	Ministry of Agriculture and Food Sufficiency	2,500,000.00	195,500.00	(2,304,500.00)
2	Akwa Ibom State Internal Revenue Services	10,000,000.00	6,619,000.00	(3,381,000.00)
3	Akwa Ibom State Internal Revenue Services	4,000,000.00	1,364,000.00	(2,636,000.00)
4	Akwa Ibom State Internal Revenue Services	250,000,000.00	685,000.00	(249,315,000.00)
5	Akwa Ibom State Internal Revenue Services	25,000,000.00	16,775.00	(24,983,225.00)
6	Akwa Ibom State Internal Revenue Services	100,000.00	0.00	(100,000.00)
7	Akwa Ibom State Internal Revenue Services	20,500,000.00	750.00	(20,499,250.00)
8	Akwa Ibom State Internal Revenue Services	250,000,000.00	0.00	(250,000,000.00)
9	Akwa Ibom State Internal Revenue Services	3,000,000.00	0.00	(3,000,000.00)
10	Ministry of Health	1,200,000.00	0.00	(1,200,000.00)
11	Ministry of Environment and Mineral Resources	8,000,000.00	1,116,200.00	(6,883,800.00)
12	Ministry of Local Government and Chieftaincy Affairs	800,000.00	378,000.00	(422,000.00)
13	Ministry of Local Government and Chieftaincy Affairs	400,000.00	161,000.00	(239,000.00)
14	Akwa Ibom State Internal Revenue Services	25,000,000.00	0.00	(25,000,000.00)
	TOTAL	600,500,000.00	10,536,225.00	(589,963,775.00)

HEAD 120203 - ROYALTIES				
	Office of the Surveyor General	2,500,000.00	43,092.00	2,456,908.00
HEAD 120204 - FEES				
1	Akwa Ibom State Judiciary	107,000,000.00	68,445,905.00	(38,554,095.00)
2	Ministry of Works	2,000,000.00	350,000.00	(1,650,000.00)
3	Akwa Ibom State University	1,500,000.00	750,000.00	(750,000.00)
4	Akwa Ibom State Water Company Limited	0.00	0.00	0.00
5	Finance and General Purpose Committee	6,000,000.00	3,055,500.00	(2,944,500.00)
6	Ministry of Culture and Tourism	100,000.00	0.00	(100,000.00)
7	Ministry of Environment and Mineral Resources	5,000,000.00	2,871,000.00	(2,129,000.00)
8	Office of the Auditor General (Local Government)	500,000.00	0.00	(500,000.00)
9	Akwa Ibom State Judiciary	11,000,000.00	150,000.00	(10,850,000.00)
10	Akwa Ibom State Rural Water Supply And Sanitation Agency	1,000,000.00	200,000.00	(800,000.00)
11	Finance and General Purpose Committee	10,000,000.00	725,000.00	(9,275,000.00)
12	Judicial Service Commission	1,000,000.00	12,420,000.00	11,420,000.00
13	Akwa Ibom State Fire Service	5,000,000.00	844,000.00	(4,156,000.00)
14	Akwa Ibom College of Science and Technology	1,500,000.00	1,500,000.00	0.00
15	Akwa Ibom State Environmental Protection And Waste Management Agency	5,000,000.00	4,298,150.00	(701,850.00)
16	Akwa Ibom State Rural Water Supply And Sanitation Agency	1,500,000.00	600,000.00	(900,000.00)
17	Ministry of Environment and Mineral Resources	5,000,000.00	10,360,000.00	5,360,000.00
18	Ministry of Housing and Special Duties	10,000,000.00	0.00	(10,000,000.00)
19	Ministry of Lands and Town Planning	1,000,000.00	855,000.00	(145,000.00)
20	Uyo Capital City Development Authority	3,500,000.00	2,650,000.00	(850,000.00)
21	Bureau of Rural Development And Cooperatives	17,000,000.00	4,711,000.00	(12,289,000.00)
22	Akwa Ibom Airport Development Company Limited	20,000,000.00	22,700,356.00	2,700,356.00
23	Akwa Ibom College of Science and Technology	1,000,000.00	0.00	(1,000,000.00)
24	Akwa Ibom State Fire Service	350,000.00	89,500.00	(260,500.00)
25	Ministry of Lands and Town Planning	70,000,000.00	33,291,781.00	(36,708,219.00)
26	Akwa Ibom State Polytechnic	37,000,000.00	31,000,000.00	(6,000,000.00)
27	Ministry of Environment and Mineral Resources	5,000,000.00	82,000.00	(4,918,000.00)
28	Ministry of Housing and Special Duties	27,000,000.00	0.00	(27,000,000.00)
29	Ministry of Lands and Town Planning	30,000,000.00	15,802,500.00	(14,197,500.00)
30	Office of the Surveyor General	126,000,000.00	19,927,666.00	(106,072,334.00)
31	Uyo Capital City Development Authority	38,100,000.00	31,650,000.00	(6,450,000.00)
32	Akwa Ibom State College of Education	500,000.00	841,100.00	341,100.00
33	Akwa Ibom State Polytechnic	223,000,000.00	150,109,520.00	(72,890,480.00)

34	Akwa Ibom State Water Company Limited	1,000,000.00	400,000.00	(600,000.00)
35	Bureau of Rural Development And Cooperatives	5,000,000.00	1,570,096.00	(3,429,904.00)
36	Ministry of Justice	485,000,000.00	200.00	(484,999,800.00)
37	Ministry of Lands and Town Planning	2,100,000.00	6,000.00	(2,094,000.00)
38	Uyo Capital City Development Authority	5,000,000.00	4,300,000.00	(700,000.00)
39	Hospitals Management Board	25,000,000.00	1,989,750.00	(23,010,250.00)
40	Ministry of Health	1,650,000.00	2,575,770.00	925,770.00
41	Ministry of Science and Technology	5,000,000.00	4,527,305.00	(472,695.00)
42	Ministry of Works	1,000,000.00	932,000.00	(68,000.00)
43	Bureau of Rural Development And Cooperatives	600,000.00	700.00	(599,300.00)
44	Uyo Capital City Development Authority	3,500,000.00	2,530,000.00	(970,000.00)
45	Akwa Ibom State Internal Revenue Services	28,500,000.00	0.00	(28,500,000.00)
46	LAND USE AND ALLOCATION COMMITTEE	300,000.00	18,000.00	(282,000.00)
47	Akwa Ibom State Rice Development Project	100,000.00	0.00	(100,000.00)
48	Ministry of Agriculture and Food Sufficiency	8,000,000.00	731,000.00	(7,269,000.00)
49	Akwa Ibom Broadcasting Corporation (Radio Services)	10,050,000.00	700,000.00	(9,350,000.00)
50	Akwa Ibom College of Science and Technology	8,100,000.00	7,854,000.00	(246,000.00)
51	Ministry of Environment and Mineral Resources	500,000.00	576,000.00	76,000.00
52	Ministry of Health	1,900,000.00	23,500.00	(1,876,500.00)
53	Ministry of Lands and Town Planning	50,180,000.00	37,202,802.00	(12,977,198.00)
54	Office of the Surveyor General	2,700,000.00	1,075,000.00	(1,625,000.00)
55	Uyo Capital City Development Authority	38,200,000.00	32,050,000.00	(6,150,000.00)
56	LAND USE AND ALLOCATION COMMITTEE	3,200,000.00	566,500.00	(2,633,500.00)
57	Akwa Ibom Broadcasting Corporation (Radio Services)	13,100,000.00	5,050,000.00	(8,050,000.00)
58	Akwa Ibom Broadcasting Corporation (Television Services)	13,453,570.00	14,026,200.00	572,630.00
59	Akwa Ibom College of Science and Technology	1,700,000.00	1,610,000.00	(90,000.00)
60	Akwa Ibom State College of Education	4,000,000.00	5,914,330.00	1,914,330.00
61	Akwa Ibom State Internal Revenue Services	55,000,000.00	62,124,873.00	7,124,873.00
62	Akwa Ibom State Polytechnic	43,000,000.00	22,500,120.00	(20,499,880.00)
63	Akwa Ibom State Rural Water Supply And Sanitation Agency	60,000,000.00	4,955,000.00	(55,045,000.00)
64	Akwa Ibom State Water Company Limited	15,000,000.00	9,028,325.00	(5,971,675.00)
65	Ministry of Lands and Town Planning	1,000,000.00	200.00	(999,800.00)
66	Ministry of Transport & Petroleum Resources	5,400,000.00	30,000.00	(5,370,000.00)
67	Ministry of Works	20,000,000.00	1,060,200.00	(18,939,800.00)
68	Uyo Capital City Development Authority	8,000,000.00	5,600,000.00	(2,400,000.00)
69	Ministry of Investment Commerce and Industry	2,000,000.00	994,508.00	(1,005,492.00)

70	AKS Investment Corporation	2,000,000.00	0.00	(2,000,000.00)
71	Akwa Ibom Hotels and Tourism Board	2,100,000.00	40,000.00	(2,060,000.00)
72	Ministry of Information and Strategy	1,000,000.00	0.00	(1,000,000.00)
73	Ministry of Transport & Petroleum Resources	500,000.00	0.00	(500,000.00)
74	Ministry of Investment Commerce and Industry	75,900,000.00	33,584,500.00	(42,315,500.00)
75	Akwa Ibom State Fire Service	1,820,000.00	562,000.00	(1,258,000.00)
76	Ministry of Investment Commerce and Industry	7,500,000.00	2,490,450.00	(5,009,550.00)
77	Ministry of Environment and Mineral Resources	5,400,000.00	1,946,200.00	(3,453,800.00)
78	Akwa Ibom College of Science and Technology	900,000.00	0.00	(900,000.00)
79	Akwa Ibom State College of Education	65,600,000.00	33,321,835.00	(32,278,165.00)
80	Akwa Ibom State Polytechnic	67,000,000.00	57,445,123.00	(9,554,877.00)
81	Akwa Ibom State University	282,650,000.00	233,702,250.00	(48,947,750.00)
82	Department of Establishment	2,600,000.00	6,086,800.00	3,486,800.00
83	Hospitals Management Board	2,000,000.00	445,100.00	(1,554,900.00)
84	Ministry of Health	23,000,000.00	25,060,950.00	2,060,950.00
85	Finance and General Purpose Committee	100,000.00	0.00	(100,000.00)
86	Ministry of Lands and Town Planning	10,000,000.00	13,935,750.00	3,935,750.00
87	Uyo Capital City Development Authority	0.00	0.00	0.00
88	LAND USE AND ALLOCATION COMMITTEE	12,500,000.00	935,750.00	(11,564,250.00)
89	Akwa Ibom Airport Development Company Limited	15,600,000.00	21,000,000.00	5,400,000.00
90	Ministry of Works	1,000,000.00	0.00	(1,000,000.00)
91	Akwa Ibom State Civil Service Commission	50,000.00	31,000.00	(19,000.00)
92	Akwa Ibom State Internal Revenue Services	1,000,000.00	0.00	(1,000,000.00)
93	Bureau of Cooperative Development and Food Sufficiency	0.00	0.00	0.00
94	Bureau of Rural Development And Cooperatives	80,000.00	22,000.00	(58,000.00)
95	Department of Establishment	2,100,000.00	2,000.00	(2,098,000.00)
96	Ministry of Education	2,000,000.00	1,266,500.00	(733,500.00)
97	Ministry of Lands and Town Planning	400,000.00	36,200.00	(363,800.00)
98	Office of the Accountant General	200,000.00	7,000.00	(193,000.00)
99	Office of the Surveyor General	105,000,000.00	896,000.00	(104,104,000.00)
100	State Technical Schools Board	50,000.00	0.00	(50,000.00)
101	Akwa Ibom State Council For Arts and Culture	100,000.00	30,000.00	(70,000.00)
102	Akwa Ibom State Rice Development Project	142,000.00	0.00	(142,000.00)
103	Bureau of Cooperative Development and Food Sufficiency	0.00	0.00	0.00
104	Bureau of Political/Legislative Affairs and Water Resources	1,000,000.00	825,000.00	(175,000.00)
105	Bureau of Rural Development And Cooperatives	6,700,000.00	100,000.00	(6,600,000.00)
106	Ministry of Agriculture and Food Sufficiency	2,200,000.00	246,400.00	(1,953,600.00)

107	Ministry of Culture and Tourism	700,000.00	0.00	(700,000.00)
108	Ministry of Women Affairs and Social Welfare	1,000,000.00	417,000.00	(583,000.00)
109	Ministry of Youth and Sports	5,500,000.00	330,000.00	(5,170,000.00)
110	Office of the Auditor General (State)	7,700,000.00	30,000.00	(7,670,000.00)
111	Ministry of Investment Commerce and Industry	1,000,000.00	5,500.00	(994,500.00)
112	Agency for Adult And Non Formal Education	500,000.00	140,000.00	(360,000.00)
113	Akwa Ibom Hotels and Tourism Board	7,000,000.00	530,000.00	(6,470,000.00)
114	Bureau of Political/Legislative Affairs and Water Resources	1,000,000.00	0.00	(1,000,000.00)
115	Ministry of Education	29,500,000.00	21,607,700.00	(7,892,300.00)
116	Akwa Ibom Airport Development Company Limited	4,000,000.00	0.00	(4,000,000.00)
117	Akwa Ibom State Internal Revenue Services	0.00	0.00	0.00
118	Ministry of Agriculture and Food Sufficiency	1,000,000.00	0.00	(1,000,000.00)
119	Ministry of Health	6,550,000.00	56,000.00	(6,494,000.00)
120	Ministry of Transport & Petroleum Resources	9,000,000.00	257,450.00	(8,742,550.00)
121	Hospitals Management Board	21,000,000.00	22,796,215.00	1,796,215.00
122	Ministry of Agriculture and Food Sufficiency	2,000,000.00	40,000.00	(1,960,000.00)
123	Ministry of Health	7,000,000.00	1,778,000.00	(5,222,000.00)
124	General Service Office	500,000.00	5,730,795.00	5,230,795.00
125	Office of the Surveyor General	80,000,000.00	37,474,000.00	(42,526,000.00)
126	Liaison Office Abuja	5,000,000.00	0.00	(5,000,000.00)
127	Liaison Office Lagos	6,000,000.00	0.00	(6,000,000.00)
128	LAND USE AND ALLOCATION COMMITTEE	6,000,000.00	4,627,480.00	(1,372,520.00)
129	Akwa Ibom Broadcasting Corporation (Radio Services)	106,700,000.00	84,900,000.00	(21,800,000.00)
130	Akwa Ibom Broadcasting Corporation (Television Services)	69,064,290.00	58,656,040.00	(10,408,250.00)
131	Ministry of Transport & Petroleum Resources	1,000,000.00	0.00	(1,000,000.00)
132	Akwa Ibom Airport Development Company Limited	90,500,000.00	109,800,625.00	19,300,625.00
133	Ministry of Transport & Petroleum Resources	2,000,000.00	4,800.00	(1,995,200.00)
134	Ministry of Works	2,000,000.00	0.00	(2,000,000.00)
135	Akwa Ibom Airport Development Company Limited	1,500,000.00	0.00	(1,500,000.00)
136	Ministry of Transport & Petroleum Resources	6,000,000.00	0.00	(6,000,000.00)
137	AKS Road Maintenance and Other Infrastructure Agency	2,000,000.00	0.00	(2,000,000.00)
138	Akwa Ibom Airport Development Company Limited	8,000,000.00	35,500,000.00	27,500,000.00
139	Akwa Ibom Broadcasting Corporation (Radio Services)	10,150,000.00	5,013,900.00	(5,136,100.00)

140	Akwa Ibom Broadcasting Corporation (Television Services)	7,028,570.00	0.00	(7,028,570.00)
141	Akwa Ibom College of Science and Technology	2,500,000.00	2,169,000.00	(331,000.00)
142	Akwa Ibom State College of Education	8,300,000.00	6,183,040.00	(2,116,960.00)
143	Akwa Ibom State Council For Arts and Culture	4,100,000.00	309,150.00	(3,790,850.00)
144	Akwa Ibom State Internal Revenue Services	26,500,000.00	2,940,750.00	(23,559,250.00)
145	Akwa Ibom State University	3,500,000.00	3,400,000.00	(100,000.00)
146	Akwa Ibom State Water Company Limited	3,000,000.00	1,000,000.00	(2,000,000.00)
147	Ministry of Culture and Tourism	500,000.00	0.00	(500,000.00)
148	Ministry of Health	60,000,000.00	33,583,050.00	(26,416,950.00)
149	Ministry of Justice	100,000.00	0.00	(100,000.00)
150	Ministry of Local Government and Chieftaincy Affairs	5,000,000.00	1,439,700.00	(3,560,300.00)
151	Ministry of Science and Technology	500,000.00	0.00	(500,000.00)
152	Ministry of Transport & Petroleum Resources	29,500,000.00	0.00	(29,500,000.00)
153	Office of the Auditor General (Local Government)	55,000,000.00	502,333.00	(54,497,667.00)
154	Uyo Capital City Development Authority	100,000.00	50,000.00	(50,000.00)
155	Akwa Ibom College of Science and Technology	1,000,000.00	1,840,300.00	840,300.00
156	Akwa Ibom State College of Education	1,500,000.00	2,716,340.00	1,216,340.00
157	Akwa Ibom State Polytechnic	8,000,000.00	4,502,000.00	(3,498,000.00)
158	Uyo Capital City Development Authority	300,000.00	250,000.00	(50,000.00)
159	Akwa Ibom College of Science and Technology	1,800,000.00	1,761,000.00	(39,000.00)
160	Akwa Ibom State College of Education	3,500,000.00	6,458,820.00	2,958,820.00
161	Akwa Ibom State Polytechnic	11,000,000.00	8,200,000.00	(2,800,000.00)
162	Uyo Capital City Development Authority	700,000.00	530,000.00	(170,000.00)
163	Akwa Ibom College of Science and Technology	1,100,000.00	1,100,200.00	200.00
164	Akwa Ibom State College of Education	3,700,000.00	6,098,990.00	2,398,990.00
165	Akwa Ibom State Internal Revenue Services	0.00	439,000.00	439,000.00
166	Akwa Ibom State Polytechnic	10,000,000.00	9,000,280.00	(999,720.00)
167	Hospitals Management Board	34,500,000.00	6,162,250.00	(28,337,750.00)
168	Uyo Capital City Development Authority	1,200,000.00	1,000,000.00	(200,000.00)
169	Akwa Ibom State College of Education	6,000,000.00	4,975,500.00	(1,024,500.00)
170	Akwa Ibom State Polytechnic	25,000,000.00	6,900,481.00	(18,099,519.00)
171	Akwa Ibom State College of Education	3,500,000.00	0.00	(3,500,000.00)
172	Akwa Ibom State Polytechnic	15,000,000.00	5,472,000.00	(9,528,000.00)
173	Akwa Ibom State College of Education	2,000,000.00	928,810.00	(1,071,190.00)
174	Akwa Ibom State Polytechnic	30,000,000.00	22,100,200.00	(7,899,800.00)
175	Akwa Ibom College of Science and Technology	3,400,000.00	4,300,000.00	900,000.00
176	Ministry of Health	2,500,000.00	4,812,500.00	2,312,500.00
177	Uyo Capital City Development Authority	100,000.00	55,000.00	(45,000.00)

178	Akwa Ibom Airport Development Company Limited	500,000.00	37,000.00	(463,000.00)
179	Akwa Ibom College of Science and Technology	400,000.00	330,000.00	(70,000.00)
180	Ministry of Works	2,500,000.00	600.00	(2,499,400.00)
181	Akwa Ibom State Budget Office	10,000,000.00	2,958,956.00	(7,041,044.00)
182	Ministry of Health	600,000.00	0.00	(600,000.00)
183	Akwa Ibom State University	650,000.00	500,000.00	(150,000.00)
184	Uyo Capital City Development Authority	2,500,000.00	2,191,903.00	(308,097.00)
185	Akwa Ibom State University	47,500,000.00	30,080,108.00	(17,419,892.00)
186	Ministry of Housing and Special Duties	0.00	0.00	0.00
187	Ministry of Economic Development	1,000,000,000.00	0.00	(1,000,000,000.00)
188	Ministry of Transport & Petroleum Resources	1,000,000.00	0.00	(1,000,000.00)
189	Ministry of Transport & Petroleum Resources	2,000,000.00	0.00	(2,000,000.00)
	TOTAL	4,340,918,430.00	1,663,795,931.00	(2,677,122,499.00)
HEAD 120205 - FINES				
1	Akwa Ibom State Judiciary	8,600,000.00	5,455,870.00	(3,144,130.00)
2	Ministry of Environment and Mineral Resources	300,000.00	931,000.00	631,000.00
3	Ministry of Environment and Mineral Resources	500,000.00	1,532,500.00	1,032,500.00
4	Department of Establishment	300,000.00	26,000.00	(274,000.00)
5	Ministry of Education	3,000,000.00	360,000.00	(2,640,000.00)
6	Department of Establishment	100,000.00	5,000.00	(95,000.00)
7	Ministry of Transport & Petroleum Resources	1,000,000.00	0.00	(1,000,000.00)
8	Akwa Ibom State Task Force on Counterfeit and Fake Drugs and Unwholesome Process	100,000.00	0.00	(100,000.00)
9	Akwa Ibom State Task Force on Counterfeit and Fake Drugs and Unwholesome Process	100,000.00	0.00	(100,000.00)
10	Ministry of Investment Commerce and Industry	1,700,000.00	0.00	(1,700,000.00)
11	Ministry of Investment Commerce and Industry	1,700,000.00	0.00	(1,700,000.00)
12	Ministry of Investment Commerce and Industry	1,700,000.00	0.00	(1,700,000.00)
	TOTAL	19,100,000.00	8,310,370.00	(10,789,630.00)
HEAD 120206-SALES (GENERAL)				
1	Akwa Ibom State Civil Service Commission	2,000,000.00	4,565,808.00	2,565,808.00
2	Law Reform Commission	2,000,000.00	0.00	(2,000,000.00)
4	Ministry of Justice	1,500,000.00	0.00	(1,500,000.00)
5	Office of the Accountant General	10,000,000.00	0.00	(10,000,000.00)
6	Office of the Head of Civil Service	1,000,000.00	0.00	(1,000,000.00)
7	State Technical Schools Board	500,000.00	0.00	(500,000.00)
8	Local Government Pension Board	4,500,000.00	0.00	(4,500,000.00)
9	Ministry of Health	600,000.00	926,500.00	326,500.00

10	Akwa Ibom State Internal Revenue Services	100,000.00	503,000.00	403,000.00
11	Ministry of Education	300,000.00	12,764,950.00	12,464,950.00
12	Ministry of Environment and Mineral Resources	200,000.00	274,900.00	74,900.00
13	Ministry of Health	200,000.00	93,000.00	(107,000.00)
14	Ministry of Agriculture and Food Sufficiency	2,800,000.00	173,500.00	(2,626,500.00)
15	Akwa Ibom Broadcasting Corporation (Television Services)	18,453,570.00	5,013,148.00	(13,440,422.00)
16	Akwa Ibom State Internal Revenue Services	100,000.00	5,359,322.00	5,259,322.00
17	Akwa Ibom State Water Company Limited	3,600,000.00	0.00	(3,600,000.00)
18	General Service Office	100,000.00	0.00	(100,000.00)
19	Judicial Service Commission	100,000.00	5,000.00	(95,000.00)
20	Ministry of Culture and Tourism	0.00	1,000,000.00	1,000,000.00
21	Ministry of Economic Development	0.00	0.00	0.00
22	Ministry of Lands and Town Planning	1,100,000.00	0.00	(1,100,000.00)
23	Ministry of Works	800,000.00	107,050.00	(692,950.00)
24	Office of the Accountant General	100,000.00	6,150,728.00	6,050,728.00
25	State Technical Schools Board	50,000.00	0.00	(50,000.00)
26	LAND USE AND ALLOCATION COMMITTEE	100,000.00	0.00	(100,000.00)
27	Ministry of Agriculture and Food Sufficiency	500,000.00	234,000.00	(266,000.00)
28	Ministry of Agriculture and Food Sufficiency	1,600,000.00	0.00	(1,600,000.00)
29	Ministry of Environment and Mineral Resources	5,300,000.00	11,500.00	(5,288,500.00)
30	Akwa Ibom State Internal Revenue Services	100,000.00	56,100.00	(43,900.00)
31	Ministry of Lands and Town Planning	100,000.00	0.00	(100,000.00)
32	Office of the Surveyor General	100,000,000.00	0.00	(100,000,000.00)
33	Akwa Ibom Hotels and Tourism Board	200,000.00	20,000.00	(180,000.00)
34	Akwa Ibom State Newspaper Corporation	500,000,000.00	40,130,445.00	(459,869,555.00)
35	Akwa Ibom State Council For Arts and Culture	200,000.00	0.00	(200,000.00)
36	Akwa Ibom State Newspaper Corporation	300,000,000.00	23,300,000.00	(276,700,000.00)
37	Akwa Ibom Broadcasting Corporation (Radio Services)	60,000,000.00	2,900,054.00	(57,099,946.00)
38	Akwa Ibom State Budget Office	0.00	0.00	0.00
39	Akwa Ibom State Internal Revenue Services	50,000,000.00	2,500.00	(49,997,500.00)
40	Akwa Ibom State Judiciary	800,000.00	4,000.00	(796,000.00)
41	Ministry of Education	2,000,000.00	1,390,000.00	(610,000.00)
42	Agency for Adult And Non Formal Education	200,000.00	50,000.00	(150,000.00)
43	Christian Pilgrims Welfare Board	3,000,000.00	496,000.00	(2,504,000.00)
44	Ministry of Agriculture and Food Sufficiency	1,500,000.00	0.00	(1,500,000.00)
45	Akwa Ibom State Council For Arts and Culture	1,000,000.00	0.00	(1,000,000.00)
46	Ministry of Culture and Tourism	500,000.00	0.00	(500,000.00)
47	Ministry of Agriculture and Food Sufficiency	600,000.00	0.00	(600,000.00)
48	Judicial Service Commission	750,000.00	1,977,000.00	1,227,000.00
49	Akwa Ibom State Newspaper Corporation	2,000,000.00	802,000.00	(1,198,000.00)

50	Akwa Ibom State Polytechnic	12,000,000.00	0.00	(12,000,000.00)
51	Akwa Ibom State Polytechnic	2,000,000.00	0.00	(2,000,000.00)
52	Akwa Ibom College of Science and Technology	300,000.00	240,000.00	(60,000.00)
53	Akwa Ibom State Independent Electoral Commission	2,650,000.00	0.00	(2,650,000.00)
54	Akwa Ibom State Council For Arts and Culture	200,000.00	0.00	(200,000.00)
55	Uyo Capital City Development Authority	3,000,000.00	0.00	(3,000,000.00)
56	Akwa Ibom State University	1,350,000.00	0.00	(1,350,000.00)
57	Ministry of Transport & Petroleum Resources	30,000,000.00	0.00	(30,000,000.00)
	TOTAL	1,132,053,570.00	108,550,505.00	(1,023,503,065.00)
HEAD 120207-EARNING-GENERAL				
1	Akwa Ibom Urban Taxi Network Limited	6,500,000.00	1,217,940.00	(5,282,060.00)
2	Akwa Ibom State Council For Arts and Culture	200,000.00	60,000.00	(140,000.00)
3	Akwa Ibom State Judiciary	2,000,000.00	160,000.00	(1,840,000.00)
4	Akwa Ibom State Library Board	1,700,000.00	0.00	(1,700,000.00)
5	General Service Office	3,000,000.00	3,540,000.00	540,000.00
6	Local Government Service Commission	7,000,000.00	0.00	(7,000,000.00)
7	Ministry of Science and Technology	50,000,000.00	3,000,000.00	(47,000,000.00)
8	Ministry of Women Affairs and Social Welfare	3,000,000.00	650,000.00	(2,350,000.00)
9	Office of the Head of Civil Service	12,000,000.00	1,858,000.00	(10,142,000.00)
10	Ministry of Culture and Tourism	100,000.00	0.00	(100,000.00)
11	Akwa Ibom Airport Development Company Limited	1,000,000.00	0.00	(1,000,000.00)
12	Ministry of Youth and Sports	2,500,000.00	0.00	(2,500,000.00)
13	AKS Road Maintenance and Other Infrastructure Agency	5,000,000.00	0.00	(5,000,000.00)
14	Akwa Ibom State Rural Water Supply And Sanitation Agency	2,500,000.00	1,300,000.00	(1,200,000.00)
15	Akwa Ibom State Water Company Limited	3,400,000.00	161,210,011.00	157,810,011.00
16	Ministry of Information and Strategy	5,000,000.00	0.00	(5,000,000.00)
17	Akwa Ibom State Council For Arts and Culture	200,000.00	90,000.00	(110,000.00)
18	Ministry of Culture and Tourism	500,000.00	0.00	(500,000.00)
19	Akwa Ibom State Water Company Limited	200,000.00	150,000.00	(50,000.00)
20	Ministry of Transport & Petroleum Resources	5,000,000.00	0.00	(5,000,000.00)
21	Ministry of Culture and Tourism	500,000.00	0.00	(500,000.00)
22	Akwa Ibom State Council For Arts and Culture	1,000,000.00	300,000.00	(700,000.00)
23	Ministry of Information and Strategy	5,000,000.00	9,051.00	(4,990,949.00)
24	State Technical Schools Board	5,000,000.00	0.00	(5,000,000.00)
25	Akwa Ibom State Council For Arts and	5,000,000.00	210,000.00	(4,790,000.00)

	Culture			
26	Akwa Ibom State Water Company Limited	210,000,000.00	0.00	(210,000,000.00)
27	Akwa Ibom State Water Company Limited	15,000,000.00	10,160,000.00	(4,840,000.00)
28	AKS Investment Corporation	1,000,000.00	0.00	(1,000,000.00)
29	Akwa Ibom State Judiciary	500,000.00	0.00	(500,000.00)
30	Office of the Accountant General	35,000,000.00	7,920,286.00	(27,079,714.00)
31	Office of the Accountant General	200,000,000.00	0.00	(200,000,000.00)
32	Office of the Accountant General	4,600,000.00	0.00	(4,600,000.00)
	TOTAL	593,400,000.00	191,835,288.00	(401,564,712.00)
HEAD 120208: RENT ON GORVERNMENT BUILDING				
1	Ministry of Culture and Tourism	1,000,000.00	1,085,640.00	85,640.00
2	Ministry of Science and Technology	300,000.00	0.00	(300,000.00)
4	Akwa Ibom Airport Development Company Limited	4,500,000.00	0.00	(4,500,000.00)
5	General Service Office	500,000.00	340,646.00	(159,354.00)
6	Ministry of Lands and Town Planning	153,900,000.00	6,091,410.00	(147,808,590.00)
7	Akwa Ibom Airport Development Company Limited	6,000,000.00	0.00	(6,000,000.00)
	TOTAL	166,200,000.00	7,517,696.00	(158,682,304.00)
HEAD 120209: RENT ON LAND AND OTHERS-GENERAL				
1	Akwa Ibom Airport Development Company Limited	6,000,000.00	0.00	(6,000,000.00)
2	Akwa Ibom Property and Investments Company (APICO)	16,000,000.00	0.00	(16,000,000.00)
3	Ministry of Lands and Town Planning	399,500,000.00	386,047,993.00	(13,452,007.00)
4	Akwa Ibom State Rice Development Project	300,000.00	0.00	(300,000.00)
5	Ministry of Agriculture and Food Sufficiency	0.00	410,000.00	410,000.00
6	Ministry of Housing and Special Duties	40,000,000.00	0.00	(40,000,000.00)
7	Ministry of Works	1,500,000.00	300,000.00	(1,200,000.00)
	TOTAL	463,300,000.00	386,757,993.00	(76,542,007.00)
HEAD- 120211: INVESTMENT INCOME				
1	Ministry of Transport & Petroleum Resources		0.00	0.00
2	Ministry of Finance	150,500,000.00	140,000,000.00	(10,500,000.00)
3	AKS Investment Corporation	1,000,000.00	0.00	(1,000,000.00)
4	AKS Investment Corporation	40,000,000.00	0.00	(40,000,000.00)
5	AKS Investment Corporation	1,000,000.00	0.00	(1,000,000.00)
6	AKS Investment Corporation	10,000,000.00	0.00	(10,000,000.00)
7	AKS Investment Corporation	70,000,000.00	0.00	(70,000,000.00)
8	AKS Investment Corporation	20,000,000.00	2,308,000,000.00	2,288,000,000.00
9	Ministry of Culture and Tourism	46,100,000.00	0.00	(46,100,000.00)
	TOTAL	338,600,000.00	2,448,000,000.00	2,109,400,000.00

HEAD- 120212: INTEREST EARNED				
1	Ministry of Culture and Tourism	11,500,000.00	0.00	(11,500,000.00)
	TOTAL	11,500,000.00	0.00	(11,500,000.00)
HEAD: RETAINED EARNINGS FROM PARASTATALS				
1	Akwa Ibom Property and Investments Company (APICO)	3,000,000.00	2,994,805.00	(5,195.00)
	TOTAL	3,000,000.00	2,994,805.00	(5,195.00)
	GRAND TOTAL	38,000,000,000.00	28,213,636,273.00	(9,786,363,727.00)

NOTE 12**SUNDRY DEPOSITS**

JANUARY TO DECEMBER, 2018

S/N	DESCRIPTION	2018 ₦	2017 ₦
1	Station Deposits	93,819,321,282.97	79,237,826,079.00
2	Value Added Tax (VAT)	5,178,971,285.00	3,926,111,394.51
3	Withholding Tax (WHT)	4,278,900,310.30	5,329,538,966.65
4	Staff Housing Scheme Contributions	63,558,121.04	51,135,547.05
5	National Housing Fund	332,393,964.47	222,398,366.62
6	Union Dues & Cooperatives Societies	<u>138,586,728.31</u>	<u>0.00</u>
	TOTAL	<u>103,811,731,692.09</u>	<u>88,767,010,353.83</u>

NOTE 13**IMPREST & ADVANCES**

JANUARY TO DECEMBER, 2018

S/N	DESCRIPTION	2018 ₦	2017 ₦
1	Special Imprests	37,227,431,095.49	23,510,104,864.23
2	Personal Advances	148,098,224.49	130,472,313.00
3	Motor Vehicle Advances	559,606,286.22	377,193,708.83
4	Staff Housing Scheme Loans	136,000,000.00	0.00
	TOTAL	38,071,135,606.20	24,017,770,886.06

NOTE 14

INVESTMENTS

AS AT 31ST DECEMBER, 2018

MINISTRY OF FINANCE INCORPORATED

S/N	NAME OF COMPANY	UNITS @	DECREASE/ INCREASE/ DELISTED	UNITS AS AT	PRICE	TOTAL
		JAN 2018		31 ST DEC., 2018		
		₦	₦	₦	₦	₦
1	ACCESS BANK	8,332,161.00	0.00	8,332,161.00	6.80	56,658,694.80
2	AFRICAN PRUDENTIAL	13,500,000.00	1,500,000.00	15,000,000.00	3.87	58,050,000.00
3	AIICO	6,458,333.00	0.00	6,458,333.00	0.63	4,068,749.79
4	AG LEVENTIS	68,904.00	0.00	68,904.00	0.27	18,604.08
5	BERGER PAINTS PLC	616.00	0.00	616.00	8.60	5,297.60
6	CAP PLC	1,410,940.00	0.00	1,410,940.00	34.85	49,171,259.00
7	CHAMPION BREWERIES	94,654,812.00	5,345,188.00	100,000,000.00	1.99	199,000,000.00
8	C & I LEASING	1,000,000.00	0.00	1,000,000.00	3.02	3,020,000.00
9	CCNN	0.00	1,000,000.00	1,000,000.00	19.40	19,400,000.00
10	COSTAIN	186.00	0.00	186.00	0.50	93.00
11	DANGOTE SUGAR REFINARY	1,000,000.00	0.00	1,000,000.00	15.25	15,250,000.00
12	ETERNAL PLC	200,000.00	0.00	200,000.00	4.70	940,000.00
13	FIDELITY BANK	50,633,333.00	10,000,000.00	60,633,333.00	2.03	123,085,665.99
14	FBN HOLDING	22,503,050.00	5,455,200.00	27,958,250.00	7.95	222,268,087.50
15	FCMB	42,833,895.00	9,188,000.00	52,021,895.00	1.89	98,321,381.55
16	GUINNESS	172,207.00	0.00	172,207.00	72.00	12,398,904.00
17	JAPPAUL Oil & MARINE	1,116,111.00	0.00	1,116,111.00	0.21	234,383.31
18	JULIUS BERGER PLC	220,000.00	0.00	220,000.00	20.10	4,422,000.00
19	JOHN HOLT	252,194.00	0.00	252,194.00	0.44	110,965.36
20	JOS INT. BREWERIES	4,804,610.00	(1,808,250.00)	2,996,360.00	DELISTED	0.00
21	LIVESTOCK FEEDS	7,631,348.00	0.00	7,631,348.00	0.49	3,739,360.52
22	MOBIL OIL NIG. PLC	169,000.00	(124,875.00)	44,125.00	185.50	8,185,187.50
23	MRS OIL NIGERIA PLC	706,711.00	493,289.00	1,200,000.00	25.70	30,840,000.00
24	NAHCO	6,195,000.00	10,000,000.00	16,195,000.00	3.65	59,111,750.00
25	NASCON	0.00	0.00	3,620,000.00	18.00	65,160,000.00
26	OKOMU OIL	1,395,000.00	0.00	1,395,000.00	76.20	106,299,000.00
27	PZ	100,000.00	0.00	100,000.00	12.10	1,210,000.00
28	SKYE BANK	100,000.00	4,900,000.00	5,000,000.00	DELISTED	0.00
29	SOVERIGN INSURANCE	3,500,000.00	0.00	3,500,000.00	0.21	735,000.00
30	NBL	1,089,730.00	0.00	1,089,730.00	85.50	93,171,915.00
31	RT BRISCOE	135,234.00	0.00	135,234.00	0.38	51,388.92
32	TRANSCORP	300,000,000.00	19,000,000.00	319,000,000.00	1.32	421,080,000.00
33	TOTAL FINAL ELF PLC	114,301.00	0.00	114,301.00	203.00	23,203,103.00
34	UBA	22,473,000.00	2,288,000.00	24,761,000.00	7.70	190,659,700.00
35	UACN	5,609,926.00	400,000.00	6,009,926.00	9.75	58,596,778.50
36	UCAP	13,000,000.00	0.00	13,000,000.00	2.82	36,660,000.00
37	UNILEVER NIGERIA PLC	8,135,950.00	0.00	8,135,950.00	37.00	301,030,150.00
38	UTC	346,949.00	0.00	346,949.00	0.50	173,474.50
39	UNITY BANK	200,000.00	1,800,000.00	2,000,000.00	0.87	1,740,000.00
40	WAPIC	2,208,297.00	0.00	2,208,297.00	0.38	839,152.86
41	ZENITH BANK	34,204,095.00	(10,189,000.00)	24,015,095.00	21.50	516,324,542.50
	SUB - TOTAL					2,785,234,589.28

NOTE 14

INVESTMENTS

AS AT 31ST DECEMBER, 2018AKWA IBOM INVESTMENT CORPORATION

S/N	NAME OF COMPANY	TOTAL EQUITY INVESTMENT	STAKE-HOLDING	UNITS OF SHARES	UNIT PRICE	VALUE OF INVESTMENT
		₦	%	₦	₦	₦
1	ANCHOR INSURANCE COMPANY, UYO	2,245,000,000.00	60.76	1,364,153,449.00	1.00	1,364,153,449.00
2	AKWA SAVING AND LOANS LIMITED	3,520,000,000.00	100.00	3,520,000,000.00	1.00	3,520,000,000.00
3	AKWA PALM INDUSTRIES LIMITED	153,640,421.00	95.42	146,638,945.00	1.00	146,638,945.00
4	CHAMPION BREWERIES PLC	659,513,396.00	10.00	659,513,396.00	1.10	725,464,735.60
5	QUALITY CERAMICS INDUSTRIES LIMITED	249,371,168.00	22.00	54,861,656.96	1.00	54,861,656.96
6	QUA STEEL PRODUCTS LIMITED	50,000,000.00	45.15	22,575,000.00	1.00	22,575,000.00
7	UNIVERSAL ENERGY RESOURCES LIMITED	50,000,000.00	12.50	6,250,000.00	1.00	6,250,000.00
8	PEACOCK PAINTS LIMITED	100,000,000.00	15.00	15,000,000.00	1.00	15,000,000.00
9	AIRTEL COMMUNICATIONS LIMITED	13,085,680,595.00	0.02	4,875,000.00	1.00	4,875,000.00
10	IBOM AIR	600,000,000.00	100.00	600,000,000.00	1.00	600,000,000.00
11	GREENWELL TECHNOLOGIES LIMITED	1,000,000.00	90.00	900,000.00	1.00	900,000.00
12	UFAINI IBOM PROCESSING COMPANY LIMITED	50,000,000.00	25.00	12,500,000.00	1.00	12,500,000.00
13	AKWA IBOM STATE RURAL WATER SANITATION SUPPLY AGENCY (AK-RUWATSAN)	3,000,000.00	100.00	3,000,000.00	1.00	3,000,000.00
14	IBOM LE MERIDIAN	250,000,000.00	100.00	250,000,000.00	1.00	250,000,000.00
15	AKWA IBOM WATER COMPANY	500,000,000.00	100.00	500,000,000.00	1.00	500,000,000.00
16	AKWA IBOM POWER COMPANY	20,000,000.00	100.00	20,000,000.00	1.00	20,000,000.00
	SUB - TOTAL					7,246,218,786.56
	GRAND TOTAL					10,031,453,375.84

NOTE 15

CAPITAL EXPENDITURE BY SECTOR

AS AT 31ST DECEMBER, 2018

S/N	DESCRIPTION	BUDGET 2018	ACTUAL 2018	VARIANCE
		₦	₦	₦
	ADMINISTRATION SECTOR			
1	AKS Investment Corporation	5,000,000,000.00	0.00	5,000,000,000.00
2	Akwa Ibom State Civil Service Commission	170,000,000.00	20,400,000.00	149,600,000.00
3	Akwa Ibom State House of Assembly	2,948,570,000.00	381,000,000.00	2,567,570,000.00
4	Akwa Ibom State Independent Electoral Commission	856,890,000.00	0.00	856,890,000.00
5	Akwa Ibom State Life Enhancement Agency	247,963,000.00	0.00	247,963,000.00
6	Bureau of Cooperative Development and Food Sufficiency	0.00	0.00	0.00
7	Bureau of Political/Legislative Affairs and Water Resources	800,000,000.00	233,932,750.00	566,067,250.00
8	Bureau of Technical Matter and Due Process	750,000,000.00	340,000,000.00	410,000,000.00
9	Department of Establishment	160,000,000.00	0.00	160,000,000.00
10	Executive Council Secretariat	11,000,000.00	0.00	11,000,000.00
11	General Service Office	600,000,000.00	483,768,852.00	116,231,148.00
12	House of Assembly Service Commission	184,850,000.00	0.00	184,850,000.00
13	Ministry of Information and Strategy	1,886,300,000.00	1,885,600,000.00	700,000.00
15	Office of the Auditor General (Local Government)	300,000,000.00	0.00	300,000,000.00
16	Office of the Auditor General (State)	500,000,000.00	50,000,000.00	450,000,000.00
17	Office of the Deputy Governor	630,280,000.00	12,000,000.00	618,280,000.00
18	Office of the Governor	24,007,000,000.00	23,935,218,100.00	71,781,900.00
19	Office of the Head of Civil Service	617,000,000.00	243,025,000.00	373,975,000.00
20	Office of the Secretary to the State Government	5,560,000,000.00	5,553,327,100.00	6,672,900.00
21	Special Service Department	126,000,000.00	0.00	126,000,000.00
22	State Agency for the Control of AIDS (SACA)	120,000,000.00	30,000,000.00	90,000,000.00

23	Liaison Office Abuja	0.00	0.00	0.00
24	Liaison Office Lagos	120,000,000.00	16,000,000.00	104,000,000.00
	TOTAL ADMINISTRATION SECTOR	45,595,853,000.00	33,184,271,802.00	12,411,581,198.00
	ECONOMIC SECTOR			
25	AKS Road Maintenance and Other Infrastructure Agency	5,075,000,000.00	820,000,000.00	4,255,000,000.00
26	Akwa Ibom Hotels and Tourism Board	100,000,000.00	0.00	100,000,000.00
27	Akwa Ibom State Budget Office	12,873,076,420.00	7,036,709,694.86	5,836,366,725.14
28	Akwa Ibom State Fire Service	300,000,000.00	0.00	300,000,000.00
29	Akwa Ibom State Internal Revenue Services	2,820,000,000.00	0.00	2,820,000,000.00
30	Akwa Ibom State Rural Water Supply And Sanitation Agency	600,000,000.00	0.00	600,000,000.00
31	Akwa Ibom State Water Company Limited	600,000,000.00	0.00	600,000,000.00
32	Ministry of Agriculture and Food Sufficiency	19,313,715,000.00	4,639,158,698.00	14,674,556,302.00
33	Ministry of Culture and Tourism	6,884,000,000.00	909,200,000.00	5,974,800,000.00
34	Ministry of Economic Development	2,552,000,000.00	180,900,000.07	2,371,099,999.93
35	Ministry of Finance	13,649,880,000.00	4,234,647,303.00	9,414,232,697.00
36	Ministry of Housing and Special Duties	42,353,000,000.00	10,127,589,421.00	32,225,410,579.00
37	Ministry of Lands and Town Planning	5,280,000,000.00	605,634,444.00	4,674,365,556.00
38	Ministry of Science and Technology	1,650,033,000.00	52,215,000.00	1,597,818,000.00
39	Ministry of Transport & Petroleum Resources	2,000,000,000.00	0.00	2,000,000,000.00
40	Ministry of Works	192,057,247,000.00	84,049,767,770.34	108,007,479,229.66
41	Office of the Accountant General	18,792,221,000.00	567,181,233.00	18,225,039,767.00
42	Office of the Surveyor General	2,187,790,000.00	0.00	2,187,790,000.00
43	Uyo Capital City Development Authority	140,000,000.00	43,000,000.00	97,000,000.00
44	Ministry of Investment Commerce and Industry	1,800,000,000.00	164,154,091.00	1,635,845,909.00
45	Ministry of Labour Productivity and Manpower Planning	612,000,000.00	89,000,000.00	523,000,000.00
	TOTAL ECONOMIC SECTOR	331,639,962,420.00	113,519,157,655.27	218,120,804,764.73
	LAW & JUSTICE SECTOR			
46	Akwa Ibom State Center for Alternative Dispute Resolution	25,000,000.00	0.00	25,000,000.00
47	Akwa Ibom State Judiciary	3,979,000,000.00	416,700,000.00	3,562,300,000.00
48	Judicial Service Commission	77,000,000.00	14,338,350.00	62,661,650.00

49	Law Reform Commission	100,000,000.00	25,000,000.00	75,000,000.00
50	Ministry of Justice	2,291,500,000.00	1,040,250,000.00	1,251,250,000.00
	TOTAL LAW & JUSTICE SECTOR	6,472,500,000.00	1,496,288,350.00	4,976,211,650.00
				0.00
	REGIONAL SECTOR			0.00
51	Bureau of Rural Development And Cooperatives	1,529,500,000.00	375,055,439.00	1,154,444,561.00
	TOTAL REGIONAL SECTOR	1,529,500,000.00	375,055,439.00	1,154,444,561.00
	SOCIAL SECTOR			
52	Hospitals Management Board	800,000,000.00	91,305,500.00	708,694,500.00
53	Local Government Pension Board	84,000,000.00	0.00	84,000,000.00
54	Local Government Service Commission	150,000,000.00	0.00	150,000,000.00
55	Ministry of Education	13,666,380,000.00	1,663,700,000.00	12,002,680,000.00
56	Ministry of Environment and Mineral Resources	2,838,000,000.00	910,800,000.00	1,927,200,000.00
57	Ministry of Health	11,410,500,000.00	3,395,583,700.00	8,014,916,300.00
58	Ministry of Local Government and Chieftaincy Affairs	809,000,000.00	100,000,000.00	709,000,000.00
59	Ministry of Women Affairs and Social Welfare	1,575,000,000.00	1,038,181,766.00	536,818,234.00
60	Ministry of Youth and Sports	4,263,500,000.00	3,319,700,000.00	943,800,000.00
61	State Secondary Education Board	200,001,000.00	0.00	200,001,000.00
62	State Technical Schools Board	300,000,000.00	27,500,000.00	272,500,000.00
63	State Universal Basic Education Board	635,540,000.00	35,977,000.00	599,563,000.00
	TOTAL SOCIAL SECTOR	36,731,921,000.00	10,582,747,966.00	26,149,173,034.00
	AIDS & GRANTS			
64	Aids & Grant	9,171,500,000.00	9,012,842,801.93	158,657,198.07
	GRAND TOTAL	431,141,236,420.00	168,170,364,014.20	262,970,872,405.80

<i>NOTE 16</i>		
STATEMENT OF CASH AND BANK BALANCES		
AS AT 31ST DECEMBER, 2018		
BANK	ACCOUNT NAME	BANK BALANCE
		₦
Access Bank Plc	AKSG MAIN A/C	38,218,262.30
Access Bank Plc	AKSG A/C	28,917,339.18
Access Bank Plc	AKS IGR Account	113,432,378.94
Access Bank Plc	Uyo Sub Treasury	15,195,940.71
Access Bank Plc	Uyo Sub Treasury	18,155,173.50
Access Bank Plc	Okobo, Sub-Treasury	1,038.79
Diamond Bank Plc	Abak, Sub-Treasury	230,097.98
Diamond Bank Plc	AKSG A/C	531,682.21
Diamond Bank Plc	COLLECTION AKSG BOARD OF INTERNAL REVENUE	10,512,359.95
Diamond Bank Plc	AKSG MAIN ACCOUNT I	4,171,264.13
Diamond Bank Plc	AKSG LG JAAC SURE P ACCT.	37,988,589.86
Diamond Bank Plc	AKS IGR COLLECTION ACCOUNT	8,515,669.84
Diamond Bank Plc	AKSG MAIN A/C 2	8,102,415.84
Ecobank Nigeria Plc	AKSG MAIN A/C	2,083,656.45
Ecobank Nigeria Plc	AKSG MAIN A/C 1	68,817,932.55
Ecobank Nigeria Plc	AKSG EN BLOC PENSION A/C	238,007.58
Ecobank Nigeria Plc	GOVT HOUSE OPERATIONS ACCOUNT	1,895.00
Ecobank Nigeria Plc	AKSG A/C	1,306,002.65
Ecobank Nigeria Plc	Abak, Sub-Treasury	273,620.00
Ecobank Nigeria Plc	Oruk Anam, Sub-Treasury	170.67
Ecobank Nigeria Plc	Nsit Atai, Sub-Treasury	239,794.41
Ecobank Nigeria Plc	BUREAU OF POLITICAL AND LEGISLATIVE AFFAIR	61,081.93
Ecobank Nigeria Plc	MINISTRY OF HOUSING AND URBAN RENEWAL, UYO	2,660,489.56
Ecobank Nigeria Plc	MINISTRY OF YOUTH AND SPORTS	15,659.53
Ecobank Nigeria Plc	GOVERNMENT HOUSE IMPREST ACCOUNT	582,095.88
Ecobank Nigeria Plc	MIN OF LOCAL GOVT AND CHIEFTAINCY AFFAIRS-SUB	34,480.90
Ecobank Nigeria Plc	STATE EYE CLINIC	4,323.42
Ecobank Nigeria Plc	MINISTRY OF AGRICULTURE - RUBBER PROJECT	14,899.14
Ecobank Nigeria Plc	GOVERNMENT HOUSE - UYO	701,293.26
Ecobank Nigeria Plc	MINISTRY OF RURAL DEVELOPMENT - GENERAL PROJECT	2,868.31
Ecobank Nigeria Plc	MINISTRY OF JUSTICE	271,948.29
Ecobank Nigeria Plc	AKWA IBOM STATE INDEPENDENT ELECTORAL	63,287.28

	COMMISSION	
Ecobank Nigeria Plc	INTERMINISTERIAL DIRECT LABOUR COORDINATING COMMITTEE	1,020.00
Ecobank Nigeria Plc	FINANCE AND GENERAL PURPOSE COMMITTEE, UYO	124,882.02
Ecobank Nigeria Plc	MINISTRY OF FINANCE AKWA IBOM STATE	107,448.03
Ecobank Nigeria Plc	MINISTRY OF INFORMATION	500.00
Ecobank Nigeria Plc	MINISTRY OF SCIENCE AND TECHNOLOGY	61,622.69
Ecobank Nigeria Plc	MINISTRY OF HOUSING AND URBAN RENEWAL, UYO	1,195,555.59
Ecobank Nigeria Plc	BUDGET DEPARTMENT	373,248.76
Ecobank Nigeria Plc	ACCELERATED LIVESTOCK AND FISH PRODUCTION PROGRAMME	8,057.56
Ecobank Nigeria Plc	AKWA IBOM STATE HOUSE OF ASSEMBLY	1,326.89
Ecobank Nigeria Plc	OFFICE OF THE DEPUTY GOVERNOR	166,827.22
Ecobank Nigeria Plc	MINISTRY OF WORKS	35,517.40
Ecobank Nigeria Plc	SPECIAL SERVICES DEPARTMENT	161,560,887.00
Ecobank Nigeria Plc	Akwa Ibom State House of Assembly	1,326.89
Ecobank Nigeria Plc	Uyo Sub Treasury	7,959,979.04
Ecobank Nigeria Plc	Uyo Sub Treasury	707,552.10
Fidelity Bank Plc	AKSG A/C	2,340,395.13
First Bank of Nigeria Plc	Uyo Sub Treasury	7,603,336.82
First Bank of Nigeria Plc	Uyo Sub Treasury	2,181,782.78
First Bank of Nigeria Plc	AKWA IBOM IGR COLLECTIONS ACCOUNT	135,640,837.17
First Bank of Nigeria Plc	AKSG REVENUE A/C 11	8,083,250.13
First Bank of Nigeria Plc	AKSG A/C	2,519,155.27
First Bank of Nigeria Plc	AKSG REVENUE A/C	848,218.50
First Bank of Nigeria Plc	AKSG A/C FOR JOB EXECUTION	618,954.52
First Bank of Nigeria Plc	Mkpat Enin, Sub-Treasury	59,921.81
First Bank of Nigeria Plc	Ika, Sub-Treasury	37,384.91
First Bank of Nigeria Plc	Ikono, Sub-Treasury	15,332.30
First Bank of Nigeria Plc	Nsit Ubium, Sub-Treasury	2,289.00
First Bank of Nigeria Plc	Ibeno, Sub-Treasury	38,829.50
First Bank of Nigeria Plc	Ini, Sub-Treasury	3,921.52
First Bank of Nigeria Plc	Mbo, Sub-Treasury	308.91
First Bank of Nigeria Plc	Esit Eket, Sub-Treasury	3,276.00
First Bank of Nigeria Plc	Eastern Obolo, Sub-Treasury	169.50
First Bank of Nigeria Plc	Urue Offong/Oruko, Sub-Treasury	142,567.61
First Bank of Nigeria Plc	Etinan, Sub-Treasury	1,420,589.08
First Bank of Nigeria Plc	Ibesikpo Asutan, Sub-Treasury	192,100.53
First Bank of Nigeria Plc	Nsit Ibom, Sub-Treasury	23,376.08
First Bank of Nigeria Plc	Oron, Sub-Treasury	11,068.64
First Bank of Nigeria Plc	Etim Ekpo, Sub-Treasury	4,230.13
First Bank of Nigeria Plc	AKSG REVENUE A/C 3, -	362,969.36
First Bank of Nigeria Plc	MINISTRY OF LG & CHIEFTAINCY AFFAIRS	216,598.27
First City Monument Bank Plc	AKSG A/C	349,091,468.22
First City Monument Bank Plc	SUBVENTION	53,404,783.33

First City Monument Bank Plc	Udung Uko, Sub-Treasury	1,840.00
First City Monument Bank Plc	Uyo Sub Treasury	4,713,509.47
First City Monument Bank Plc	Uyo Sub Treasury	7,780,962.33
Guaranty Trust Bank Plc	OFFICE OF THE HEAD OF SERVICE	48,412.90
Guaranty Trust Bank Plc	OFFICE OF THE HOS - IMPREST AC	15,789.90
Guaranty Trust Bank Plc	MINISTRY OF JUSTICE	91,492.94
Guaranty Trust Bank Plc	AKSG IGR CONSOLIDATION AC	23,237,695.90
Guaranty Trust Bank Plc	OFFICE OF THE GOVERNOR	3,652,519.26
Guaranty Trust Bank Plc	AKWA IBOM PROPERTY AND INVESTMENT COMPANY LTD	2,766,749.20
Guaranty Trust Bank Plc	MINISTRY OF COMMERCE AND INDUSTRY	69,583,356.81
Guaranty Trust Bank Plc	MIN. OF FINANCE INC. AKS	27,896,568.29
Guaranty Trust Bank Plc	AKS CIVIL SERVICE MONITORING COMMITTEE	13,044.24
Guaranty Trust Bank Plc	A/IBOM ST. SCHOLARSHIPS BOARD	230,782.29
Guaranty Trust Bank Plc	AKS HIV/AIDS PROG. DEV. PROJECT	8,309.78
Guaranty Trust Bank Plc	AKS HIV/AIDS FUND (HAF)	35,422.34
Guaranty Trust Bank Plc	SUB TREASURY GRATUITY ACCOUNT	17,694.10
Guaranty Trust Bank Plc	MINISTRY OF CULTURE & TOURISM	201,936.89
Guaranty Trust Bank Plc	MINISTRY OF RURAL DEVELOPMENT	31,721.77
Guaranty Trust Bank Plc	AKSA FOR THE CONTROL OF AIDS	12,922.27
Guaranty Trust Bank Plc	AKSG AIRPORT ACCOUNT	100.00
Guaranty Trust Bank Plc	AKWA IBOM WATER COMPANY LIMITED	378,714.06
Guaranty Trust Bank Plc	AKSG PENSIONS & GRATUITY FUNDS	6,802,748.58
Guaranty Trust Bank Plc	AKWA IBOM STATE UNIVERSITY	510,792.59
Guaranty Trust Bank Plc	AKWA IBOM STATE FHLE PROJ A/C	2,376.65
Guaranty Trust Bank Plc	AKWA IBOM STATE FIRE SERV. SOC	1,144.30
Guaranty Trust Bank Plc	AKSG A/C	753,763.11
Guaranty Trust Bank Plc	Uyo Sub Treasury	2,009,025.72
Guaranty Trust Bank Plc	Uyo Sub Treasury	17,394.10
Heritage Bank Plc	Uyo Sub Treasury	2,258,401.08
Heritage Bank Plc	Uyo Sub Treasury	6,885,845.71
Heritage Bank Plc	Uyo Sub Treasury	1,200,854.59
Heritage Bank Plc	AKSG OPERATIONAL FUND A/C	29,578,118.72
Heritage Bank Plc	AKSG A/C	3,256.00
Heritage Bank Plc	Eket, Sub-Treasury	12,888.54
Keystone Bank Plc	AKSG A/C	21,172,759.20
Keystone Bank Plc	AKSG WITH-HOLDING TAX VAT ACCOUNT	1,786,853.70
Keystone Bank Plc	AKSG A/C	2,507,192.70
Keystone Bank Plc	Uyo Sub Treasury	510,376.94
Keystone Bank Plc	Uyo Sub Treasury	336,033.64
Keystone Bank Plc	Uyo Sub Treasury	143,817.15
Keystone Bank Plc	Uyo Sub Treasury	11,158,219.70
Skye Bank Plc	Uyo Sub Treasury	9,029,700.82
Skye Bank Plc	Uyo Sub Treasury	5,210,048.35
Skye Bank Plc	AKSG MV LOANS A/C	134,681,691.77
Skye Bank Plc	AKSG STAFF HOUSING SCHM A/C	58,998,384.24
Skye Bank Plc	AKSG LEAD REMMITTANCE A/C	1,501,190.00

Skye Bank Plc	AKSG A/C	100,667,621.70
Skye Bank Plc	AKSG E-PMT SALARY A/C	5,589,246.72
Skye Bank Plc	AKSG MTHLY CIVILIAN PENSION	12,543,239.39
Skye Bank Plc	AKSG A/C	3,123,472.93
Skye Bank Plc	AKSG STAFF 7.5% PENSION FUND ACCT	1,299,149.22
Skye Bank Plc	Ibiono, Sub-Treasury	1,808.47
Skye Bank Plc	MINISTRY OF LOCAL GOVT. & CHIEFTAINCY AFFAIRS	64,536.38
Skye Bank Plc	Uyo Sub Treasury	4,885,715.92
Stanbic IBTC Bank Plc	AKSG A/C	1,766,781.81
Stanbic IBTC Bank Plc	AKSG IGR/Stanbic IBTC	20,385,867.69
Sterling Bank Plc	AKSG A/C	16,028,874.05
Sterling Bank Plc	Akwa Ibom Government Acc.	6,466,391.52
Sterling Bank Plc	AKSG A/C	105,058,333.87
Sterling Bank Plc	Uyo Sub Treasury	4,088,447.69
Sterling Bank Plc	MIN OF LANDS AND PLAN/ PROJECT	38,479.63
Sun Trust Bank Plc	AKSG A/C	80,132,370.75
Sun Trust Bank Plc	AKWA-IBOM SG IGR TRANSIT ACCT.	3,177,184.75
Sun Trust Bank Plc	BUREAU OF TECHNICAL MATTERS AND DUE PROCESS	227,820.00
Union Bank of Nigeria Plc	Uyo Sub Treasury	2,179,093.35
Union Bank of Nigeria Plc	Uyo Sub Treasury	4,335,997.88
Union Bank of Nigeria Plc	AKSG MAIN A/C	197,399.67
Union Bank of Nigeria Plc	Akwa Ibom State Poly ITF AC	1,356,373.05
Union Bank of Nigeria Plc	Akwa Ibom State IGR Account	86,193,348.48
Union Bank of Nigeria Plc	AKSG PENSION A/C	11,544,183.34
United Bank for Africa Plc	Obot Akara, Sub-Treasury	2,049,855.94
United Bank for Africa Plc	Ikot Abasi, Sub-Treasury	14,582.95
United Bank for Africa Plc	AKS Liason Office - Lagos	5,734,180.48
United Bank for Africa Plc	Itu, Sub-Treasury	(695.07)
United Bank for Africa Plc	Ukanafun, Sub-Treasury	1,488.38
United Bank for Africa Plc	Uruan, Sub-Treasury	249.44
United Bank for Africa Plc	Uyo Sub Treasury	15,197,105.36
United Bank for Africa Plc	Uyo Sub Treasury	3,512,416.33
United Bank for Africa Plc	Office of the State Auditor General	67,175.86
United Bank for Africa Plc	AKSG STATUTORY ALLO A/C	5,120,171.00
United Bank for Africa Plc	AKSG A/C	8,575,893.53
United Bank for Africa Plc	AKSG STATUTORY & DERIV. A/C	1,746,419,114.41
United Bank for Africa Plc	AKSG A/C	11,906,896.79
United Bank for Africa Plc	COMM. AGRIC CREDIT SCHEME	3,419,653.39
United Bank for Africa Plc	MOTOR VEHICLE LOAN A/C	1,919,675.06
United Bank for Africa Plc	AKSG AGRIC LOAN RECOVERY A/C	49,659,285.94
United Bank for Africa Plc	VAT/ WHT A/C	20,351,832.72
United Bank for Africa Plc	AKSG ECOLOGY FUND A/C	735,033.00
United Bank for Africa Plc	AKSG MAIN A/C	378,451.71
United Bank for Africa Plc	AKSG CAPITAL PROJ A/C	3,659,088.95
United Bank for Africa Plc	MINISTRY OF JUSTICE	91,492.94

United Bank for Africa Plc	MINISTRY OF TRANSPORT	91,245.88
United Bank for Africa Plc	ICT RES CENTER AG'S	287.43
United Bank for Africa Plc	MINISTRY OF SCIENCE AND TECH	17,355.01
United Bank for Africa Plc	AKS ENVIR. PROTECTION & WASTE MGT AGENCY	2,727.33
United Bank for Africa Plc	OFFICE OF THE HEAD OF CIVIL SERVICE	67,684.25
United Bank for Africa Plc	THE ASSISTANT CHIEF REGISTRAR	2,395.89
United Bank for Africa Plc	OFFICE OF THE SS ASST TO GOV ON POWER	64,567.84
United Bank for Africa Plc	GOVERNOR'S OFFICE PROTOCOL UYO	958,567.71
United Bank for Africa Plc	MINISTRY OF HEALTH	334,597.58
United Bank for Africa Plc	MINISTRY OF EDUCATION (SSCE EXAM FEES) ACC.	2,845.73
United Bank for Africa Plc	Uyo Sub Treasury	(6,943.13)
United Bank for Africa Plc	Uyo Sub Treasury	(18,229.19)
United Bank for Africa Plc	Uyo Sub Treasury	4,364,825.35
United Bank for Africa Plc	Akwa Ibom State House of Assembly	99,089,675.28
Unity Bank Plc	AKSG PROJECT A/C	22,385,259.08
Unity Bank Plc	AKWA IBOM STATE GOVERNMENT	855,836.44
Unity Bank Plc	Uyo Sub Treasury	4,028,070.86
Unity Bank Plc	Uyo Sub Treasury	4,725,306.52
Wema Bank Plc	AKSG SAL. ADV A/C	1,172,761.91
Wema Bank Plc	AKSG SAL. DED. & REMMT. A/C	677,700,309.78
Wema Bank Plc	AKSG ENBLOC PENSION A/C	1,411.68
Wema Bank Plc	AKSG TAX A/C	2,181,268.55
Wema Bank Plc	AKSG A/C	3,801,221.14
Wema Bank Plc	AKSG MAIN A/C 2	248,293,303.10
Zenith Bank Plc	Uyo Sub Treasury	2,481,851.37
Zenith Bank Plc	Uyo Sub Treasury	8,161,013.19
Zenith Bank Plc	AKSG SPECIAL A/C	1,269,058.29
Zenith Bank Plc	AKSG MAIN A/C 2	1,040,244.69
Zenith Bank Plc	AKSG MOFI A/C	1,152,368.40
Zenith Bank Plc	AKSG MAIN A/C	11,945,092.37
Zenith Bank Plc	AKSG ESTACODE A/C	1,512,018.02
Zenith Bank Plc	AKSG POLICE REFORM A/C	6,478,694.76
Zenith Bank Plc	AKSG REV. A/C 1	1,100,369.51
Zenith Bank Plc	AKSG A/C	1,319,817.20
Zenith Bank Plc	AKSG A/C	378,147,818.44
Zenith Bank Plc	AKSG E-PMT SALARY A/C	222,149,546.79
Zenith Bank Plc	AKSG FTZ IK. ABASI JETTY A/C	69,078,051.40
Zenith Bank Plc	AKSG OPERATIONS A/C	1,429,770.68
Zenith Bank Plc	AKSG IGR CONSOLIDATION AC	2,330,692.99
Zenith Bank Plc	AKSG E-PMT PENSIONS A/C	221,143,504.08
Zenith Bank Plc	WORLD BANK ASSISTED COMM & SOCIAL	71,837,772.23
Zenith Bank Plc	AKS UNIVERSITY PERSONNEL EMOLUMENT A/C	2,209,311.54
Zenith Bank Plc	AKS NEWMAP (IDA) ACC.	1,728,823.92
Zenith Bank Plc	AKS RAMP	745,646,790.07
Zenith Bank Plc	AK-RUWATSAN PROJECT	206,038,622.93
Zenith Bank Plc	AKSG A/C	42,896,246.98
Zenith Bank Plc	AKS EXCESS CRUDE LOAN BCK A/C	2,775,927.18

Zenith Bank Plc	AKSG MDG PSU ACC	48,207,679.24
Zenith Bank Plc	AKSG TAX A/C	104,699,364.09
Zenith Bank Plc	AKSG A/C	1,868,241.11
Zenith Bank Plc	AKSG A/C	1,230,429.64
Zenith Bank Plc	AKSG A/C	416,521.91
Zenith Bank Plc	AKSG A/C	17,677,630.43
Zenith Bank Plc	AKSG A/C	3,721,486,426.54
Zenith Bank Plc	AKSG A/C	(1,726,090.23)
Zenith Bank Plc	AKSG A/C	2,514,098.02
Zenith Bank Plc	AKSG A/C	98,519,663.13
Zenith Bank Plc	AKSG A/C	0.00
Zenith Bank Plc	Essien Udim, Sub-Treasury	1,520,031.36
Zenith Bank Plc	AKS Liason Office - Abuja	31,250,141.74
Zenith Bank Plc	BIGNAR - Abuja	18,734,375.67
Zenith Bank Plc	Judiciary Headquarters, Uyo	19,296,974.42
Zenith Bank Plc	Ikot Ekpene, Sub-Treasury	16,711.72
Zenith Bank Plc	Ikot Ekpene, Sub-Treasury	6,673.18
Zenith Bank Plc	Ikot Ekpene, Sub-Treasury	5,972.81
Zenith Bank Plc	Onna, Sub-Treasury	675,884.21
Zenith Bank Plc	Office of the State Auditor General	10,465.56
Zenith Bank Plc	MIN OF JUSTICE - SPECIAL IMPREST ACCOUNT	885,830.43
Zenith Bank Plc	HOSPITAL MGT BOARD - PROJECT ACCOUNT	5,066.56
Zenith Bank Plc	OFFICE OF THE AUDITOR GENERAL FOR LG	11,137.04
Zenith Bank Plc	IBOM AIRPORT DEV CO LTD	20,628.58
Zenith Bank Plc	OFFICE OF SURV GEN	28,672,515.80
Zenith Bank Plc	MIN OF SPECIAL DUTIES (IBOM TROP PRJ)	1,160,154.00
Zenith Bank Plc	MIN OF TRANSPORT	1,451,031.81
Zenith Bank Plc	HOSPITAL MGT BOARD	14,990,747.91
Zenith Bank Plc	OFFICE OF HEAD OF CIVIL SERVICE	67,684.25
Zenith Bank Plc	MIN OF WORKS AND TRANSPORT DIR LABOUR	(91,926.12)
Zenith Bank Plc	MIN OF ECON DEV SPECIAL IMPREST A/C	10,846.26
Zenith Bank Plc	MIN OF ECON DEV SUBVENT AC	364,489.20
Zenith Bank Plc	MIN OF LANDS AND TOWN PLANNING	1,637,370.93
Zenith Bank Plc	MIN OF WOMEN AFFAIRS	101,200.94
Zenith Bank Plc	CIVIL SERVICE COMMISSION	2,088,826.96
Zenith Bank Plc	CIVIL SERVICE COMM SPECIAL IMPREST AC	2,088,810.98
Zenith Bank Plc	MIN OF YOUTH AND SPORTS	28,018.79
Zenith Bank Plc	MIN OF ECON DEV STANDING IMPREST AC	93,685.52
Zenith Bank Plc	AKS NDSPWSPE2	502.33
Zenith Bank Plc	OFFICE OF THE GOV AKSG	801,897,144.89
Zenith Bank Plc	AKS GOV OFFICE OPERATIONS	298,485.04
Zenith Bank Plc	OFFICE OF THE SA TO THE GOV ON POWER	79,012,757.66
Zenith Bank Plc	TECH COMM ON AGRIC FOOD SUFFICIENCY	34,874,266.34
Zenith Bank Plc	OFFICE OF THE GOV PRESS SECTION	2,904,036.38
Zenith Bank Plc	OFFICE OF THE GOV GOVT HOUSE CLINIC	35,555,644.70
Zenith Bank Plc	OFFICE OF THE GOV POLITICAL	60,099.48
Zenith Bank Plc	OFFICE OF THE GOV PROTOCOL	10,480.62

Zenith Bank Plc	OFFICE OF THE GOV DM & BM	19,884,736.99
Zenith Bank Plc	OFFICE OF THE GOV UPKEEP A/C	8,719.00
Zenith Bank Plc	MIN OF TRANSPORT AND PETROLEUM RESOURCES	91,245.88
Zenith Bank Plc	AKS NDSC PE3	4,813,060.02
Zenith Bank Plc	INTERNAL REV SERVICE TRADING AC	28,404,172.42
Zenith Bank Plc	SUB-TREASURY UYO	35,862,291.91
Zenith Bank Plc	MIN OF CULTURE AND TOURISM	201,936.89
Zenith Bank Plc	AKWA IBOM SAN CARLOS COCOA PROCESSING COY	7,660,763.14
Zenith Bank Plc	AKSG FERTILIZER REV A/C	29,654,300.00
Zenith Bank Plc	AKSG STAF HOUSING SCHEME	11,890,951.16
Zenith Bank Plc	OFFICE OF THE SSG	622,419,456.40
Zenith Bank Plc	MINISTRY OF YOUTH & SPORTS	49,435,214.67
Zenith Bank Plc	Min of Rural Dev	2,868.31
Zenith Bank Plc	AKS Sports Council	5,973,501.15
Zenith Bank Plc	Bureau of political & leg affairs	144,708.95
Zenith Bank Plc	Ministry of transport	91,245.88
Zenith Bank Plc	AKS Road & Infrast. Main. Agency	46,650.40
Zenith Bank Plc	AKSUBEB-UBE matching grant	786,704,764.05
Zenith Bank Plc	AKSUBEB-UBE (Phy. & Men.)	4,960,597.76
Zenith Bank Plc	UBE Matching Grant - Monitoring	18,806.76
Zenith Bank Plc	AK-SUBEB Self Help	20,750.00
Zenith Bank Plc	AK-SUBEB UBE Monitoring Account	8,660,241.05
Zenith Bank Plc	Min Of Commerce & Industry	69,583,356.81
Zenith Bank Plc	AKS ERO & WAT Mgt Prj Govt.	362,569,984.12
Zenith Bank Plc	AKADEP - Project Account	11,209.95
Zenith Bank Plc	AKADEP SPFS - Account	25,484.35
Zenith Bank Plc	AKADEP Staff Welfare Account	94,843.77
Zenith Bank Plc	AKADEP-Overhead Account	9,652.33
Zenith Bank Plc	Bureau of co-op. Dev. Salary account	18,797.29
Zenith Bank Plc	Bureau of Co-op. Dev. Mcc a/c	11,896.33
Zenith Bank Plc	Akwa Ibom Investment Corporation (AKICORP)	1,546,842.64
Zenith Bank Plc	AKICORP Shares Account	18,228.87
Zenith Bank Plc	AKICORP Staff Contributory Pen A/C	2,456,469.63
Zenith Bank Plc	Office of Head of Civil Service	67,684.25
Zenith Bank Plc	Ministry Environment	201,219,344.07
Zenith Bank Plc	State Committee on Food and Nutrition	2,351.44
Zenith Bank Plc	Ministry of Finance	727,250.48
Zenith Bank Plc	Min of Info & Comm-Media Serv Account	205,263,915.79
Zenith Bank Plc	Ministry of Health	823.81
Zenith Bank Plc	APICO Facility Account	145,172.13
Zenith Bank Plc	Akwa Ibom Prop & Inv Co Ltd	2,766,749.20
Zenith Bank Plc	AKISIEC	246,163.77
Zenith Bank Plc	Min of Education Special Imprest Account 2	5,808,009.32
Zenith Bank Plc	Min of Education Special Imprest Account	1,460.12
Zenith Bank Plc	Min of Education Subvention Account	2,254.11
Zenith Bank Plc	Min of Education Tax Fund Account	2,929.74

Zenith Bank Plc	Judicial Service Commission Uyo	85,956.06
Zenith Bank Plc	Executive Council Secretariat	1,987.23
Zenith Bank Plc	Ibom Airport Dev Coy subvention	1,927,790.20
Zenith Bank Plc	Ibom Airport Dev Coy Revenue	15,301,755.84
Zenith Bank Plc	AK RUWATSAN WASH Project Account	35,909,623.98
Zenith Bank Plc	AKS MEDICAL EMER ACC	5,489,300.00
Zenith Bank Plc	INTER. DIRECT LAB CORD. COMM	450,082,623.45
Zenith Bank Plc	MIN. OF AGRIC & FOOD SUFFICIENCY	18,366,906.00
Zenith Bank Plc	OSSG-P PROJECT ACC.	2,795,108.06
Zenith Bank Plc	UYO CAPITAL CITY DEV. AUTHORITY	3,436,420.42
Zenith Bank Plc	Ministry of Justice/Alternative Dispute	79,614.30
Zenith Bank Plc	Ministry of Justice/Savings	6,614,643.75
Zenith Bank Plc	Ministry of Justice/Other Activities	1,312,258.71
Zenith Bank Plc	Ministry of Justice/Criminal Just	107,741.53
Zenith Bank Plc	Ministry of Local Govt & Chieftaincy Affairs	186,727,421.11
Zenith Bank Plc	AKSG Medical Emergency Account	5,489,200.00
Zenith Bank Plc	Ministry of justice - Administrator General & Public Trustee	9,088,129.36
Zenith Bank Plc	Ministry of Lands & Town Planning A/C2	1,637,370.93
Zenith Bank Plc	Ministry of Women Affairs	105,720.74
Zenith Bank Plc	AKSUBEB - State Contribution Account	30,058,745.04
Zenith Bank Plc	Ministry of Housing & Special Duties	31,157,956.73
Zenith Bank Plc	State Technical School Board EFT	66.69
Zenith Bank Plc	Ministry of Special Duties	903,779.36
Zenith Bank Plc	Office of The SSG	2,267,228.73
Zenith Bank Plc	State Technical School Board	1,879.64
Zenith Bank Plc	AKS Agency for Aids	14,193.27
Zenith Bank Plc	State Technical School Board	3,201.36
Zenith Bank Plc	AKS Accelerated Revenue	2,544,468.21
Zenith Bank Plc	Government House	701,197.28
Zenith Bank Plc	AKSG SUBEB TEACHERS	894,192.81
Zenith Bank Plc	State Secondary Education Board	5,787,066.42
Zenith Bank Plc	Office of The SSG	3,574,224.01
Zenith Bank Plc	Bureau of Technical Matters	34,414.10
Zenith Bank Plc	AKS Scholarship Board	230,782.29
Zenith Bank Plc	Hospital Mgt Board	14,990,747.91
Zenith Bank Plc	Ministry of Agric Fishing Input Account	770,254.95
Zenith Bank Plc	Office of The Deputy Governor	55,278,792.82
Zenith Bank Plc	State Budget Office	57,912.04
Zenith Bank Plc	AKS Life Enhancement Agency	499,181.00
Zenith Bank Plc	Ministry of Culture & Tourism	201,936.89
Zenith Bank Plc	Ministry of Science & Technology	17,355.01
Zenith Bank Plc	Akwa Ibom State House of Assembly	99,089,675.28
Zenith Bank Plc	Unclaimed Civilian Pensions Account	60,149,576.08
TOTAL		<u>15,558,416,443.84</u>

NOTE 17

RECURRENT GRANTS & SUBVENTIONS

JANUARY - DECEMBER, 2018

S/N	NAME OF INSTITUTIONS	BUDGET 2018	ACTUAL 2018	VARIANCE
		₦	₦	₦
1	Accrual IPSAS(Office of the Accountant General)	60,000,000.00	50,000,000.00	10,000,000.00
2	Administrator General/Estate (Min. of Justice)	12,000,000.00		12,000,000.00
3	Adult Education Training Centre	6,000,000.00	500,000.00	5,500,000.00
4	Advisory Committee on National I.D Card	2,400,000.00		2,400,000.00
5	Agency for Community Social Development (ACSD)	6,000,000.00		6,000,000.00
6	Agro Value Addition	6,000,000.00		6,000,000.00
7	Airport Maintenance	360,000,000.00	340,000,000.00	20,000,000.00
8	AKS Association of Disabled	6,000,000.00	1,500,000.00	4,500,000.00
9	AKS Drugs Revolving Committee	2,400,000.00		2,400,000.00
10	AKS Due Process Office	6,000,000.00		6,000,000.00
11	AKS Football Association	12,000,000.00		12,000,000.00
12	AKS Local Govt. Sports Associations	29,160,000.00		29,160,000.00
13	AKS Youth Council	36,000,000.00		36,000,000.00
14	Akwa Ibom Fire Service	6,000,000.00		6,000,000.00
15	Akwa United Football Club	360,000,000.00	360,000,000.00	0.00
16	Audit Monitoring (Local Govt.)	6,000,000.00		6,000,000.00
17	Audit Monitoring (State Audit)	12,000,000.00	1,000,000.00	11,000,000.00
18	Budget Monitoring & Implementation	48,000,000.00	10,000,000.00	38,000,000.00
19	Bureau of Political and Legislative Affairs and Water Resources	6,000,000.00	2,000,000.00	4,000,000.00
20	Burial Expenses	52,000,000.00	11,070,000.00	40,930,000.00
21	Case Management (Min. of Justice)	36,000,000.00		36,000,000.00
22	Children Correctional Centre	100,000,000.00	75,000,000.00	25,000,000.00

23	Civil Service Commission (Ad-hoc Activities)	12,000,000.00		12,000,000.00
24	Civil Service Monitoring Unit	6,000,000.00		6,000,000.00
25	Civil Service Training Centre	6,000,000.00		6,000,000.00
26	Committee on Food Sufficiency	6,000,000.00		6,000,000.00
27	Committee on Petroleum Monitoring Unit	36,000,000.00		36,000,000.00
28	Community Plantation Development Scheme (Casual Staff)	32,400,000.00	32,400,000.00	0.00
29	Community Plantation Development Scheme (Cocoa Development Unit)	6,000,000.00		6,000,000.00
30	Community Plantation Development Scheme (CPDS)	6,000,000.00		6,000,000.00
31	CVU Unit	72,000,000.00	30,000,000.00	42,000,000.00
32	Direct Intervention in Government Hospitals	6,000,000.00		6,000,000.00
33	Directorate of Culture (Ministry of culture and Tourism)	6,000,000.00		6,000,000.00
34	Education Monitoring	24,000,000.00	14,000,000.00	10,000,000.00
35	Education Monitoring (SSG)	12,000,000.00	12,000,000.00	0.00
36	Establishment Service Matters	12,000,000.00	6,000,000.00	6,000,000.00
37	FADAMA III Project	3,600,000.00		3,600,000.00
38	General Services Office Matters	24,000,000.00	14,000,000.00	10,000,000.00
39	Government Guest House	72,000,000.00	30,000,000.00	42,000,000.00
40	Green Brigade (Min. of Environment)	1,500,000,000.00		1,500,000,000.00
41	Health Research and Ethics Committee	3,600,000.00		3,600,000.00
42	Ibom Tropicana Maintenance	120,000,000.00		120,000,000.00
43	ICT Training Centre (Office of the Accountant General)	120,000,000.00	120,000,000.00	0.00
44	Inspection Activities (Ministry of Local Govt. and Chieftaincy Affairs)	6,000,000.00		6,000,000.00
45	Inter-Ministerial Comm. On Micro – Credit Scheme	12,000,000.00	3,000,000.00	9,000,000.00
46	IPSAS Committee (State Budget Office)	24,000,000.00	10,000,000.00	14,000,000.00
47	IPSAS e-budget Template	36,000,000.00	4,000,000.00	32,000,000.00
48	Jogging to serve better(Office of the Head of Civil Service)	24,000,000.00	16,000,000.00	8,000,000.00
49	Labour Matters	12,000,000.00	1,000,000.00	11,000,000.00
50	Lawn Tennis Association	6,000,000.00		6,000,000.00
51	Local Government Pension Board	2,400,000.00		2,400,000.00
52	Maintenance of Civil Service Auditorium (Head of Civil Service)	6,000,000.00	3,000,000.00	3,000,000.00
53	Maintenance of Deeds Management(Min.of Lands and Town Planning)	6,000,000.00		6,000,000.00

54	Maintenance of Electrical Substation and Transformers (Min.of Rural Dev. and Cooperatives)	6,000,000.00		6,000,000.00
55	Maintenance of Equipments (Head of Civil Service)	24,000,000.00	11,000,000.00	13,000,000.00
56	Maintenance of Facility at Former Institute of Technology , Ikot Ada Idem	6,000,000.00		6,000,000.00
57	Maintenance of IPSAS Software	60,000,000.00	35,000,000.00	25,000,000.00
58	Maintenance of Livestock Farm Projects (min. of Agric.)	6,000,000.00		6,000,000.00
59	Management of Civil Servant Bus (Office of the Head of Civil Service)	1,200,000.00		1,200,000.00
60	Margin for Increased Cost / Emergency Provision (Subvention)	6,754,136,730.00	6,567,100,000.00	187,036,730.00
61	Maternal and Child Health Committee	3,600,000.00		3,600,000.00
62	Medical Board (Hospital Mangement Board)	12,000,000.00	11,000,000.00	1,000,000.00
63	Medical Dental Council Monitoring Committee	3,600,000.00		3,600,000.00
64	Ministry of Commerce & Industry	6,000,000.00		6,000,000.00
65	Ministry of Education, Inspectorate Service	24,000,000.00		24,000,000.00
66	Ministry of Health	6,000,000.00		6,000,000.00
67	Ministry of Information	6,000,000.00		6,000,000.00
68	Ministry of Lands Development Control Division	6,000,000.00		6,000,000.00
69	Ministry of Lands Litigation Dir.	6,000,000.00		6,000,000.00
70	Ministry of Science and Technology Research and Development Laboratory	6,000,000.00	3,000,000.00	3,000,000.00
71	Ministry of Women Affairs	96,000,000.00	64,000,000.00	32,000,000.00
72	MOANR – Accelerated Livestock and Fish Production Programme	6,000,000.00		6,000,000.00
73	MOANR – Commercial Agricultural Development Programme (CADP)	6,000,000.00		6,000,000.00
74	Monitoring and Evaluation(Min. of Economic Development and Manpower Planning	60,000,000.00	5,000,000.00	55,000,000.00
75	Monitoring and Inspection of Govt. Projects (Ministry of Housing and Special Duties)	6,000,000.00	1,000,000.00	5,000,000.00
76	Monitoring of Government Hospital	6,000,000.00		6,000,000.00
77	Monitoring of MDAs Activities (Office of the Head of Civil Service)	12,000,000.00		12,000,000.00
78	National Population Commission	6,000,000.00		6,000,000.00
79	National Schools Agricultural Programme (NSAP)	6,000,000.00	3,000,000.00	3,000,000.00
80	Nigerian Legion	3,000,000.00	1,500,000.00	1,500,000.00
81	Nigerian Red Cross Society	2,400,000.00		2,400,000.00

82	Office of the Focal Person on Social Investment	18,000,000.00	3,000,000.00	15,000,000.00
83	Office of the SSA on Demographic Planning	12,000,000.00	3,500,000.00	8,500,000.00
84	Office of the SSA on Primary & Public Health	6,000,000.00	1,500,000.00	4,500,000.00
85	Office of the Surveyor General	6,000,000.00		6,000,000.00
86	On-the Spot Monitoring of Schools (SSEB)	12,000,000.00		12,000,000.00
87	Performing Athlete (AKS Sports Council)	72,000,000.00	1,000,000.00	71,000,000.00
88	Pre-meetings of Population Census (Min. of Econ. Dev.)	6,000,000.00		6,000,000.00
89	Project Monitoring (Ministry of Rural Development)	6,000,000.00		6,000,000.00
90	Public Health Laboratory	3,600,000.00	900,000.00	2,700,000.00
91	Public Service Half Hour (Head of Civil Service)	24,000,000.00	10,000,000.00	14,000,000.00
92	Raw Material Research Council	3,000,000.00		3,000,000.00
93	Revenue Centre (Uyo, Eket and Ikot Ekpene)	24,000,000.00	14,000,000.00	10,000,000.00
94	Rubber Development	3,000,000.00		3,000,000.00
95	Rural Finance Institute Building Programme (RUFIN)	6,000,000.00	1,000,000.00	5,000,000.00
96	Sanitation (Head of Civil Service)	2,400,000.00		2,400,000.00
97	Senior Special Assistant to Governor on Education	6,000,000.00	6,000,000.00	0.00
98	Site Inspection (Land Use and Allocation Committee)	12,000,000.00	3,000,000.00	9,000,000.00
99	Skill Development Centre/Model vocational centre (AKS Life Enhancement Agency)	24,000,000.00	4,500,000.00	19,500,000.00
100	Snr. Special Assistants, Special/Personal Assistants	36,000,000.00	21,000,000.00	15,000,000.00
101	State Pension Office (Dept of Establishment)	6,000,000.00		6,000,000.00
102	Technical Committees (Office of the Governor)	240,000,000.00		240,000,000.00
103	Technical Schools Board	6,000,000.00	1,250,000.00	4,750,000.00
104	WADEP – Women Agro-Entrepreneurship Development Programme	6,000,000.00		6,000,000.00
105	Women Education Model Centre	6,000,000.00	500,000.00	5,500,000.00
106	Margin for Increased Cost / Emergency Provision (Overhead Cost)	100,000,000.00		100,000,000.00
107	Margin for Increased Cost / Emergency Provision (Personnel Cost)	<u>500,000,000.00</u>	-	<u>500,000,000.00</u>
	TOTAL	<u>11,681,896,730.00</u>	<u>7,919,220,000.00</u>	<u>3,762,676,730.00</u>